

The Church Prays for Peter in Prison

Lesson 11



Scripture: Acts 12:1-17

Bible Memory: Acts 5:42

“Tell the Good News—that Jesus is the Christ.” (*ICB*)

“They ceased not to teach and preach Jesus Christ.” (*KJV*)

Focus: ♥ We can pray for people who tell about Jesus.











Heart to Heart Teacher Devotion

Children’s (and sometimes adults’) prayers often center on the subject they know best—theirself! But when children are encouraged to pray for others, they usually respond with enthusiasm. Broaden the focus of class-time prayers. Direct the prayers to include the people in your children’s families, their friends, missionaries, and people in your church family who tell others about Jesus.

Bible Background for the Teacher

Herod Agrippa I was the grandson of Herod the Great. In order to please the Jewish leaders, he had killed James the apostle (the brother of John and son of Zebedee). Now Herod was planning to kill the apostle Peter. Herod ordered four squads of four guards each (on three-hour shifts) to guard Peter. The miraculous release of Peter is evident, as he would have been chained to two soldiers with two more guards at the door.

Lesson 11 at a Glance

<p>1 GETTING STARTED Use one or more of these learning centers to help children <i>explore what the church does</i>.</p>	 Quick Step Open-the-Door Flap Book  Active Play Our Church Family  Game Church News Relay	<p>HeartShaper Materials</p> <ul style="list-style-type: none"> • <i>Make-n-Share</i> for lesson 11 • none • none 	<p>Other Materials</p> <ul style="list-style-type: none"> • crayons, blunt-tip scissors • guests • small Bible
<p>2 BIBLE DISCOVERY Use all these activities to help children <i>tell what happened when the church prayed for Peter</i>.</p>	 Sing and Pray  Bible Time The Church Prays for Peter in Prison  Bible Review  Bible Memory	<ul style="list-style-type: none"> • <i>Resources</i> CD; <i>Resources</i> sheet 5 story-in-a-bag outdoor house scene 7a, sheet 7 story-in-a-bag prison scene 11a and story figures 10c, 11b, and 11c; <i>Resources</i> CD Unit 2 Bible Memory Motions printable file 	<ul style="list-style-type: none"> • CD player, Bible, jumbo craft sticks, tape, 9" x 12" gift bag
<p>3 GROW AND GO Use one or more of these learning centers to help children <i>pray for people who tell others about Jesus</i>.</p>	 Quick Step Knock, Knock  Wonder Our Mission (unit center)  Pray Prayer Walk Closing the Hour	<ul style="list-style-type: none"> • none • none • none • <i>Heart Tugs</i> issue 11 	<ul style="list-style-type: none"> • chair • bank, picture of missionaries, unit center items • walking rope with knots • none

Getting Started (10–15 minutes)

- 1** Use one or more of these learning centers to help children **explore what the church does**.

Welcome

- Use a Scamper puppet to greet the children.
- Place a name tag on each child, gather necessary information from the adult bringing the child; then guide the child to a learning center.
- Provide a container in which children can place their offering money.

Quick Step Open-the-Door Flap Book

Before class, cut off the top part of the page, but do not cut the flaps.

SAY: **One thing the church does is pray. ♥ We can pray for people who tell about Jesus. Let's make a book that shows things the church does.**

Have children color the pictures. To create flaps, cut across the lines in the yellow section. Then fold the flaps closed, hiding the pictures inside. Open the flaps one at a time and look at the pictures. Talk about how the church prays for others, helps others, and tells others about Jesus.

ASK: **What are the people doing in these pictures?** (praying, helping, telling about Jesus)

What are some things the people in our church family do?

Our Church Family

Before class, ask some workers of your congregation to visit your class.

SAY: **We have some friends from our church family with us to talk about the work they do for the church.**

Invite guests to tell what they do for the church. Then involve children in play-acting the work of the volunteers. (Examples: children could pretend to sweep or lead people in singing) **People in our church family tell others about Jesus. ♥ We can pray for people who tell about Jesus.**

ASK: **What kinds of jobs have to be done in our church family?**

Who are people you know in our church family?

Church News Relay

Talk about what various people do as part of your church family. If you have a pictorial directory, let the children look for people they recognize and talk about what they do in the church. SAY: **Let's play a game and tell our friends what the church does.**

Have children stand in a circle. For a larger class, form two circles. Give the Bible to one child and have him run, skip, or hop to another child. Have him give the Bible to that child and complete the sentence, "The people in the church ___." The second child will move to another child, pass the Bible, and complete the sentence. Continue until everyone has had a turn. **We can help the church. ♥ We can pray for people who tell about Jesus.**

ASK: **Can you name someone in the church who tells you about Jesus?**

What do people in the church do? (pray for others, tell people about Jesus, help other people)

Especially for 2s!

Help each child approach a friend and say "Jesus loves you." SAY: **You are a good church helper. You tell others about Jesus.**

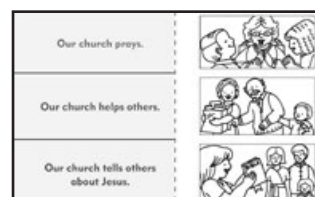
Focus

♥ We can pray for people who tell about Jesus.

Save all visuals for reuse throughout the quarter.

Materials

Make-n-Share for lesson 11, crayons (or washable markers), blunt-tip scissors



Materials

guests (ministers, elders, deacons, song leaders, custodians, secretaries, greeters)



When inviting guests, notify them of behaviors they might encounter from children who learn differently. This will prevent them from being surprised or caught off guard by a child's actions.

Materials

small Bible (optional: church pictorial directory)



Teaching Tip

Print out and use the Jesus Helps Game Cards from the *Resources* CD lesson 10 printable files. Talk about what parents, grandparents, sisters and brothers, and so forth, do as part of the church.

Cleanup

Encourage the children as they are being helpers for the church.



Focus

♥ We can pray for people who tell about Jesus.

Bible Discovery (20–25 minutes)

2 Use all these activities to help children **tell what happened when the church prayed for Peter.**

Materials

Resources CD tracks 3 and 6, CD player, Bible



Sing and Pray

Sing “Yes, I Will Go” and “They Continued to Tell.”

PRAY: **Thank You, God, for people who tell about Jesus. We love to learn about Your Son. In Jesus’ name, amen.**

Before class, ask a helper to knock on the door and say, “It’s me, _____ (person’s name).” SAY: **Who could that be?** Go to door and listen to the person speak. Hurry back to children. **Children, _____ (name of person) is at the door. . . . Oh no! I was so excited to hear our friend’s voice, I forgot to let him in!** Have a child open the door. **Today’s Bible story from the book called Acts (show Acts) is about another person who forgot to open the door. Let’s listen.**

Materials

Resources sheet 5 story-in-a-bag outdoor house scene 7a, sheet 7 story-in-a-bag prison scene 11a and story figures 10c, 11b, and 11c; jumbo craft sticks; tape (or glue); 9" x 12" gift bag



Bible Time

Pull Peter 10c from bag and hold in front of the prison scene. SAY: **Peter told people about Jesus. But King Herod did not like that, so the king had Peter put in prison. He told 16 soldiers to guard Peter.** Help children count to 16. **Peter was chained to two soldiers. Two more soldiers guarded the gate to the prison.**

While Peter was in prison, followers of Jesus were meeting. Turn bag to house scene. Show 11b. **These people were praying for Peter.**

Turn back to prison scene. **That night an angel of the Lord came to the prison. He awoke Peter (show 10c) and said, “Hurry! Get up! Get dressed.” The chains fell off Peter’s hands. The angel led Peter right past the soldiers and through the gate, which opened by itself. Then the angel left. Peter knew God had sent the angel to save him.**

Turn to house scene and show 10c. **Peter went to the house where the people were praying. He knocked on the door. A girl named Rhoda came to the door. Show 11c. She recognized Peter’s voice. She was so happy that she forgot to open the door. She ran inside (move 11c to praying people 11b) and said, “Peter is at the door!” Peter knocked again. When the people finally let Peter in (move 10c next to 11b), he told them all about the angel. Peter said, “Tell the other believers what happened.” The church prayed for Peter, and God answered their prayers. ♥ We can pray for people who tell about Jesus too.**

Before Class

Tape the prison scene to one side of the gift bag and the outdoor house scene to the other side. Tape a craft stick to the back of each story figure. Place the figures inside the bag.

Materials

prepared story bag and story figures from Bible Time



Bible Review

Place the figures inside the bag. Allow each child to pull out a figure and tell one part of the story. Continue putting the figures back inside the bag until all children have had a turn to tell part of the story.

ASK: **What was the church doing while Peter was in prison?** (praying)
What did Rhoda do when she heard Peter’s voice at the door?
(forgot to open the door, ran to tell the others)

Materials

Resources CD Unit 2 Bible Memory Motions printable file, Resources CD track 6, CD player



Bible Memory Acts 5:42

Before class, print out and display the motions from the CD. Play “They Continued to Tell.” Ask children to sing along as they do the motions. Pause the song periodically and have children finish the phrases.

Grow and Go (15–20 minutes)

3 Use one or more of these learning centers to help children **pray for people who tell others about Jesus.**

Focus

♥ We can pray for people who tell about Jesus.

Quick Step Knock, Knock

SAY: **Let's take turns pretending we are Peter. Then ♥ we can pray for people who tell about Jesus.**

Have one child stand on one side of the chair and another child stand on the other side. The first child will pretend the chair is a door and knock on the seat. The second child asks, "Who is it?" The first child responds, "It's Peter. God has answered your prayers." Repeat with rest of class.

After all children have had a turn, gather children and have them repeat this prayer: **Thank You, God, for people who tell about Jesus. Thank You for answering our prayers when we pray for people who tell about Jesus. In Jesus' name, amen.**

ASK: **When can you pray for people who tell others about Jesus?**

Our Mission (unit center)

Allow any child who has earned money for your missionaries to place the money in the bank. Praise children for working hard to help the mission. SAY: **We will send the money you have earned to _____ (name of mission). Our missionaries tell others about Jesus.**

Show the mission pictures and talk about the missionaries and the work that is done. Let children examine the items from the missionaries' country. Ask children to pray for the missionaries. End the prayer time by asking the children to repeat your words: **Thank You, God, for our missionaries who tell others about Jesus. In Jesus' name, amen.**

ASK: **What are other ways we can help our missionaries?**

Prayer Walk

SAY: **There are many people here today who tell others about Jesus. Let's take a walk around our church building and find some of these people.**

Have children hold on to the rope as you lead them around the building, stopping briefly to observe people who are teaching. After each observation, encourage the children to thank God for that person. **See _____ (name of person) tell others about Jesus. ♥ We can pray for people who tell about Jesus.**

ASK: **Can you name someone who tells others about Jesus? Can you pray for that person today?**

Especially for 2s!

Ask a teacher or minister to visit your classroom and talk to your 2s individually about the love of Jesus. Thank God for the person throughout the morning.

Closing the Hour

• Be sure children who are leaving have their activity projects, and this week's *Heart Tugs*. Mention to the parents the Telling About Jesus activity they can do with their children. Note: A *Family Together Time* page is available online for families to download. See www.heartshaper.com.

Materials

chair



Consider giving children with limited verbal ability the role of the second child who says "Who is it?" because of its simplicity. They may also benefit from being paired up with a verbal-capable peer who can prompt them during this activity.

Materials

bank (or decorated box), picture(s) of missionaries, unit center items (see unit 2 pages)



Teaching Tip

Have extra change for those children who forgot or didn't bring any money.

Materials

walking rope with knots (optional: guest teacher or minister)



Teaching Tip

Plan your walk so children will see people telling others about Jesus, such as teachers, preachers, and/or children's and youth ministers. Children can peek in doors or windows to avoid disturbing others.

The Church Prays for Peter in Prison

Lesson 11 Extra Hour



Scripture: Acts 12:1-17

Bible Memory: Acts 5:42

“Tell the Good News—that Jesus is the Christ.” (*ICB*)

“They ceased not to teach and preach Jesus Christ.” (*KJV*)

Focus: ♥ We can pray for people who tell about Jesus.

Heart to Heart Teacher Devotion

Children’s (and sometimes adults’) prayers often center on the subject they know best—theirself! But when children are encouraged to pray for others, they usually respond with enthusiasm. Broaden the focus of class-time prayers. Direct the prayers to include the people in your children’s families, their friends, missionaries, and people in your church family who tell others about Jesus.

Bible Background for the Teacher

Herod Agrippa I was the grandson of Herod the Great. In order to please the Jewish leaders, he had killed James the apostle (the brother of John and son of Zebedee). Now Herod was planning to kill the apostle Peter. Herod ordered four squads of four guards each (on three-hour shifts) to guard Peter. The miraculous release of Peter is evident, as he would have been chained to two soldiers with two more guards at the door.

Lesson 11 at a Glance—Extra Hour

1 MORE! GETTING STARTED

Use one or more of these learning centers to help children *explore what the church does*.



Family Living

Quick Step
Our Church



Puzzles

Telling About Jesus



Active Play

“Here Is the Church”
Rhyme

HeartShaper Materials

- none
- *Heart Tugs* issue 11
- *Resources* CD “Here Is the Church” printable file

Other Materials

- chairs, Bibles
- crayons
- none

2 MORE! BIBLE DISCOVERY

Use all these activities to help children *tell what happened when the church prayed for Peter*.



Sing & Pray

More! Sing and Pray



Bible Time

Bible Time—Another Way!

The Church Prays for Peter in Prison



Bible Review

More! Bible Review



Bible Memory

More! Bible Memory

- *Resources* CD, *Teaching Picture* 11, *Resources* CD Unit 2 Bible Memory Motions printable file

- CD player, construction paper, scissors, tape, Bible

3 MORE! GROW AND GO

Use one or more of these learning centers to help children *pray for people who tell others about Jesus*.



Scamper

Quick Step
Scamper Puppet Story



Craft

Prayer Reminders

Saying Good-bye

- none
- *Resources* CD Prayer Reminders printable file
- *Heart Tugs* issue 11

- Scamper puppet, small basket, 3-5 picnic food items
- card stock, scissors, hole punch, crayons, 12" lengths of ribbon
- none

More! Getting Started (10–15 minutes)

- 1** Use one or more of these learning centers to help children **explore what the church does.**

Transition Time

- Greet new arrivers, giving each a name tag.
- Gather children to play Church News Relay from first hour.
- Serve a snack. Follow your congregation’s policy for restroom breaks.

Quick Step Our Church

Before the activity, set up a small worship area. Include chairs in rows with an aisle in between. Have a Bible on a low table.

SAY: Every week our church family meets in our church building. Let’s find out more about what our church family does. Hold a mini worship service with the children. Have some children pass out Bibles and help others find chairs. Encourage one or more children to lead a familiar song about Jesus. Ask one child to pray. Then you or a child can say a few words about Jesus, using a Bible or Bible story picture book. Talk about how the children have helped, prayed, and told others about Jesus. **♥ We can pray for people who tell about Jesus.**

ASK: Who helped tell others about Jesus today? (Everybody did!)

Epecially for 2s!



As children play in the worship area you have set up, talk about what their parents are doing while the children are in class.

Telling About Jesus

SAY: Many people in our church family tell others about Jesus. They tell about Jesus in different ways. Let’s count some people who are telling about Jesus.

Give each child a *Heart Tugs*. Guide children as they count and write in the numbers. As children color the pictures, talk about ways they can tell others about Jesus. **♥ We can pray for people who tell about Jesus.**

ASK: How are the people in the pictures telling about Jesus?

How do the people in our church family tell about Jesus? What are some other things the people in our church family do? (help others, pray for others)

“Here Is the Church” Rhyme

Before class, print out “Here Is the Church” from the CD.

SAY: Our church family does many things. Let’s learn a rhyme about some of the things our church family does. Lead children in “Here Is the Church.” Next, ask children to name specific people they know who pray for others, who share the good news, who help do work for the church, and who sing praises to God and Jesus. Repeat the second and third verses of the rhyme, substituting specific names for each “these people” phrase.

There are many special people in our church family. ♥ We can pray for people who tell about Jesus.

ASK: Can you name someone who helps other people?

Can you name someone who tells people about Jesus?

Focus

♥ We can pray for people who tell about Jesus.

Save all visuals for reuse throughout the quarter.

Materials

chairs, Bibles (or Bible story picture books)
(optional: toy worship instruments such as a small keyboard, tambourine, guitar)



Teaching Tip

If you have a smaller class, children can serve in more than one role.

Materials

Heart Tugs issue 11, crayons



Materials

Resources CD “Here Is the Church” printable file



Focus

♥ We can pray for people who tell about Jesus.

More! Bible Discovery (20–25 minutes)

2 Use all these activities to help children **tell what happened when the church prayed for Peter.**

Materials

Resources CD track 3,
CD player, construction
paper, scissors, tape, Bible



Materials

Teaching Picture 11,
construction paper,
scissors, tape



Materials

chains from Bible
Time—Another Way!,
scissors



Materials

Resources CD Unit 2
Bible Memory Motions
printable file, construction
paper, scissors, tape, Bible



More! Sing and Pray

Before class, make a small paper chain.

Sing “Yes, I Will Go.”

PRAY: **Dear God, thank You for our church family. Thank You for all the people here who tell others about Jesus. In Jesus’ name, amen.**

Show chain. ASK: **Does anyone know what this is?** Encourage responses. **Sometimes people who are in prison wear chains to keep them from escaping. Today’s Bible story from the book called Acts (show Acts) tells us that one of Jesus’ helpers, Peter, had to wear chains made of strong metal. Let’s find out what happened to Peter and his chains.**

Bible Time—Another Way!

Before class, cut strips of construction paper 10"–12" in length and 2" wide. Bend strips into circles and tape the circles together to form chains, five links each. Make one chain of five links for every two children in your class.

SAY: **Let’s pretend we are in prison and chained together to keep us from escaping. Leave your chains on until I tell you to take them off.**

Have the children sit in pairs. For each pair, chain the left wrist of one child to the right wrist of the other child. Show the teaching picture and tell the Bible story printed on the back. When you reach the sentence “The chains fell off Peter’s hands,” have the children drop the chains. Collect chains and finish telling the story. **The people were praying that God would help Peter when he was in prison. God answered their prayers. ♥ We can pray for people who tell about Jesus too.**

More! Bible Review

Cut the middle link from each of the chains. Have each child wear a set of two circles. When a child answers a question, encourage him to “break free” from his chains by pulling his wrists apart.

ASK: **What had King Herod done to Peter?** (had him put in prison)

What were the followers of Jesus doing when Peter was in prison? (praying for Peter)

Who helped Peter escape from prison? (God, an angel)

Where did Peter go? (to the house where his friends were praying)

What did Rhoda do when Peter knocked? (ran inside and said, “Peter is at the door!”)

What did Peter tell his friends to do? (tell others what happened)

More! Bible Memory Acts 5:42

Before class, print out and display the motions from the CD. Also make a paper chain that has one link for each child.

Open your Bible and point to each word as you read the Bible Memory. Say the verse together with the children as you do the motions.

Hold up the chain. Ask each child to say the Bible Memory. Cut off one link from the chain each time. When all children have said the verse, the chain will be gone.

More! Grow and Go (15–20 minutes)

3 Use one or more of these learning centers to help children **pray for people who tell others about Jesus.**

Focus

♥ We can pray for people who tell about Jesus.

Quick Step “The Picnic”

Bring out Scamper dragging the basket. SAY: **Scamper, what’s inside your basket?** Open the basket and take out the food items. Scamper whispers to you. **You saw a picnic today? Let’s tell the children what you saw.**

Scamper was sitting on a tree branch when he saw some people carrying picnic baskets. Scamper sits on your arm. **The people opened the baskets and put all kinds of food on the table. Scamper was feeling hungry, so he ran down his tree to get a better look.** Scamper moves as though running.

The people sat down at the table, but they didn’t start eating. Instead, a man stood up. He pointed to a woman who was sitting at the table. He said the woman was a missionary who told others about Jesus. Then the people held hands and bowed their heads. They thanked God for the woman who told others about Jesus.

When the people were done praying, they started to eat. Scamper ate the crumbs that dropped on the ground. Scamper pretends to eat. **Soon Scamper was full. He was happy too. Scamper had seen people pray for a person who tells others about Jesus. ♥ We can pray for people who tell about Jesus too.**

ASK: **Can you name someone who tells others about Jesus?**

Can you thank God for that person? Encourage children to say sentence prayers.

Materials

Scamper puppet, small basket with 3–5 picnic food items inside



Materials

Resources CD Prayer Reminders printable file, card stock, scissors, hole punch, crayons (or washable markers), 12" lengths of ribbon (optional: glue sticks, copies of a picture of missionaries from first hour)



Prayer Reminders

Before class, print out the prayer reminders onto card stock. Cut out the circles and punch a hole at the top of each. If available, print out a missionary’s picture, enlarging or reducing as necessary to fit on the back of the prayer reminder.

SAY: ♥ **We can pray for people who tell about Jesus. Let’s make door hangers to remind us to pray for our missionaries.**

Give each child a prayer reminder to color. (Help each child glue a missionary picture, if available, on the back of the circle.) Loop a ribbon through the hole and tie the ends together.

ASK: **When can you pray for _____** (name of missionaries)?

What can you say when you pray for them?

Encourage children to hang their prayer reminders on doorknobs at home. Ask the children to thank God for the missionaries, either by repeating a phrase or using their own words. **Thank You, God, for _____** (name of missionaries) **who tell people about Jesus.**

Saying Good-bye

• As the children wait for their parents, say and do the “Here Is the Church” rhyme again.

• Be sure children have projects made in class and this week’s *Heart Tugs*. Encourage parents to pray with their children for missionary families they know. Note: A *Family Together Time* page is available online for families to download. See www.heartshaper.com.

Cleanup

Sing “Cleanup Song” found on the *Resources* CD Teacher Helps printable files. Sing as children help you clean various areas of the room.

