

Paul Tells About Jesus in Rome

Lesson 11



Scripture: Acts 28:11-17, 23, 24, 30, 31; Philippians 1:12, 13













Bible Memory: 1 Peter 3:15

Focus: ♥ We can tell about Jesus in everyday places.

Heart to Heart Teacher Devotion

Today's lesson takes us to Paul's home in Rome—a temporary one, but a home. True to form he acted no differently than the Bible tells us he acted in other places—he started telling everyone about Jesus! Paul wrote letters to old friends, but he also talked with those people who showed up at his home. No matter what, when, or where, Paul testified of Jesus. May God help us to do nothing less, as nothing matters more!

Lesson 11 at a Glance

<p>1 FOCUS IN Use one or more of these activities to help children <i>explore what life might have been like for Paul in Rome.</i></p>	<p> Quick Step Staying Indoors</p> <p> Option "Soldier, May We?"</p> <p> Bible Memory Introduce the Bible Memory verse.</p>	<p>HeartShaper Materials</p> <ul style="list-style-type: none"> • none • none • <i>Resources</i> sheet 8 Unit 3 Bible Memory Poster 	<p>Other Materials</p> <ul style="list-style-type: none"> • none • none • Bible, reusable adhesive
<p>2 EXPLORE HIS WORD Use these activities to help children <i>tell what Paul did when he was under house arrest in Rome.</i></p>	<p> Bible Exploration Acts 28:11-17, 23, 24, 30, 31; Philippians 1:12, 13</p> <p> Bible Review Activity</p> <p> Bible Memory 1 Peter 3:15</p> <p> Optional Bible Skill Builder</p>	<ul style="list-style-type: none"> • <i>Resources</i> sheet 5 Map of Paul's Travels and add-on 4a, sheet 6 add-ons 11a and 11b, and CD lesson 11 Paul's Everyday Way printable file; <i>Teaching Pictures</i> 10 and 11 • <i>Activities</i> p. 29 • none 	<ul style="list-style-type: none"> • whiteboard, dry-erase marker, Bibles, 4 rubber bands, marker, reusable adhesive • pencils • Bibles, whiteboard, dry-erase marker
<p>3 MAKE IT REAL Use one of these activities to help children <i>discuss ways they can tell about Jesus in places where they are each day.</i></p>	<p> Quick Step How Will You Tell?</p> <p> Option Can You Tell?</p> <p> Option Story from <i>Weekly Bible Reader</i></p>	<ul style="list-style-type: none"> • <i>Activities</i> p. 30 • <i>Resources</i> sheet 6 Can You Tell? Game • <i>Weekly Bible Reader</i> issue 11 	<ul style="list-style-type: none"> • none • paper lunch bag • none
<p>4 LIVE IT OUT Use one of these activities to help children <i>choose a way to tell about Jesus today.</i></p>	<p> Quick Step Tell About Jesus Reminder</p> <p> Option The Choice Is Yours</p> <p>Saying Good-bye</p>	<ul style="list-style-type: none"> • Tell About Jesus Reminder reproducible page • none • <i>Activities</i> p. 31 Unit 3 Bible Memory Poster and stickers, <i>Weekly Bible Reader</i> issue 11 	<ul style="list-style-type: none"> • markers, scissors • toy phone, paper (2 sheets), marker, Bible • none

Focus In (10-15 minutes)

- 1** Use one of these activities to help children **explore what life might have been like for Paul in Rome**. Use the Bible Memory activity to introduce the memory verse.

Welcome

- Welcome each child by name.
- Engage early arrivers by offering one or more of the activities described on the Additional Activities for Unit 3 page.

Quick Step Staying Indoors

Have the children gather in a circle. SAY: **Let's find out what it would be like to stay inside all day for many days. I'm going to act out some things I might do inside my house. When you think you know what I am doing, raise your hand.** Pantomime a routine day of indoor actions: wake up, wash face, get dressed, eat food, read, eat food, write, talk on phone, eat food, brush teeth, sleep. Repeat the same routine two or three times.

ASK: **What do you think it would be like to do the same thing day after day and not be able to go outside?**

SAY: **In today's Bible story, a soldier was guarding Paul, and Paul wasn't allowed to leave his house. But Paul still found ways to tell about Jesus. ♥ We can tell about Jesus in everyday places too.**

Option "Soldier, May We?"

Have the children gather, and explain that they are going to play a game similar to the traditional children's game Mother, May I? However, in this game the leader is a soldier. Have the children line up on the opposite side of the room. Let the children take turns asking "Soldier, may we ____?" and filling the blank with a suggested movement. For example, one child might ask, "Soldier, may we take five steps forward?" You can reply, "Yes, you may" or "No, you may not, but you may take ____ instead" and add a suggestion. All the children must then do whatever you command, even if it leads them farther from the goal of reaching you. Eventually give approval to a request that allows all the children to reach you.

ASK: **How did it feel to have to get my permission for every move that you made?**

SAY: **In today's Bible story, soldiers guarded Paul in the house where Paul lived. These soldiers allowed Paul to tell others about Jesus. ♥ We can tell about Jesus in everyday places too.**

Bible Memory 1 Peter 3:15

Read 1 Peter 3:15. SAY: **We have great hope because Jesus is our Savior. We should be prepared to tell everyone about Jesus. Let's do that now.** Have the children line up. Say to the child beside you, "Jesus loves you." That child should say the phrase to the next child. Continue until all the children have heard the news. Repeat with others phrases: "Jesus died for you" and "You can live in Heaven." SAY: **You told about Jesus in our classroom. ♥ We can tell about Jesus in everyday places.**

Focus

♥ We can tell about Jesus in everyday places.

Materials

none



See the *Resources CD* lesson 11 printable files for another way you can offer this activity.

Materials

none



Added Fun!

Steps for the game can include baby steps, giant steps, or scissor steps. Kids will also enjoy steps such as a frog leap, crab walk, or kangaroo hop. If time allows, let the children take turns being the soldier.

Materials

Bible, *Resources* sheet 8
Unit 3 Bible Memory
Poster, reusable adhesive



Transition to Explore His Word

See the *Resources CD* Transition Tips printable file. As children gather, make sure you have all the materials you need.

Focus

♥ We can tell about Jesus in everyday places.

Explore His Word (20 minutes)

2 Use all of these activities to help children **tell what Paul did when he was under house arrest in Rome.**

Bible Background for the Teacher

The last two chapters of Acts record the fulfillment of Paul's great desire to go to Rome. Paul was sent to Rome for his trial, since he was a citizen of Rome by birth. Once in Rome, Paul was allowed to live in a rented home. He seemed to have more freedom than a regular prisoner, although there was always a soldier to guard him. On-duty soldiers were usually relieved every four hours. As a result, Paul and the gospel became a topic of conversation even among the palace guard.

While a prisoner, Paul wrote letters to churches, and he also spent time talking to the Jewish leaders. Though the book of Acts comes to a sudden end, the writer, Luke, summarizes by saying that Paul continued to preach boldly about Jesus.

Worship Time

If you want to offer a time of worship, see the Unit 3 Worship Time Ideas printable file on the *Resources* CD.

Materials

whiteboard; dry-erase marker; Bibles; *Resources* sheet 5 Map of Paul's Travels and add-on 4a, sheet 6 add-ons 11a and 11b, and CD lesson 11 Paul's Everyday Way printable file; 4 rubber bands; marker; reusable adhesive (or self-adhesive magnetic strip); *Teaching Pictures* 10 and 11



Before Class

Print the 4 scrolls included on the Paul's Everyday Way printable file. Roll and put a rubber band around each page, making the pages resemble rolled scrolls. Number the scrolls 1 to 4 so you will know the order in which to open them. Display the map on a wall, bulletin board, or whiteboard. If you are using a whiteboard, add magnetic strips to the back of add-ons 11a and 11b.

Bible Exploration Acts 28:11-17, 23, 24, 30, 31; Philippians 1:12, 13

Write "Acts 28:16" on the board. Show children how to find the table of contents in their Bibles, look in the New Testament section, and find the book of Acts. Help children turn to Acts 28:11, and ask for a volunteer to read the verse. SAY: **Paul was sent to Rome to be put on trial.** Attach Paul 4a by Rome on the map. **Let's find out why Paul was in Rome and why there was always a soldier to guard him. Listen for how Paul told about Jesus.**

It all started when Paul was telling about Jesus. Paul was in the temple in Jerusalem, and men started shouting lies about him. Since Paul was a Roman citizen, he had the right to have the emperor of Rome be the judge at his trial. That's why Paul was sent by ship all the way to Rome, the capital city. Show *Teaching Picture* 10 and remind children of the story of Paul being shipwrecked.

When Paul finally made it to Rome, he lived in a rented house for two years. Attach house 11a by Paul 4a on the map. **Paul was still a prisoner, so a soldier always guarded Paul as he waited for his trial to begin. Paul probably had chains on his wrists or ankles.**

What could Paul do to keep from getting bored in his house? How could he tell others about Jesus? Let's find out what Paul did. Ask a child to open the first scroll. Read what is written on the scroll: "Paul wrote letters." **Paul couldn't travel to churches to tell them about Jesus, but he could write letters to the churches.** Attach scroll figure 11b by Paul on map. **Paul sent letters that told the people the right way to live. Paul was able to teach many people about Jesus through these letters. These letters are now some of the books in the New Testament. So Paul is still helping people learn about Jesus!**

What else could Paul do in his house? Open the second scroll, and read it: "Paul welcomed and talked to guests." **Every day people came to Paul's house.** Show *Teaching Picture* 11. **And every day Paul explained to the people, from morning until evening, things about God and Jesus. Some people believed, and some did not. But Paul kept on telling about Jesus.**

Paul did something else to tell about Jesus too. Open the third scroll and read it: “Paul set an example for the guards.” **Even though there was always a Roman soldier guarding Paul, Paul boldly told those who came to see him about the kingdom of God. Soon all the palace guard had heard about Jesus!**

The Bible doesn’t tell us anything about Paul’s trial. But Paul wrote in one of his letters that because he was a prisoner, other people who loved Jesus tried to be as brave as he was. Why didn’t Paul get mad because he was arrested after people lied about him? Why didn’t Paul give up when he had to stay in a house for two whole years? Why could Paul do all these things for Jesus? Let’s open one more scroll. It will tell us something Paul wrote. Open the fourth scroll and read it: “I can do all this through him who gives me strength” (Philippians 4:13). **Paul could do all these things because he trusted Jesus, and Jesus gave him strength! That was Paul’s everyday way!**

Bible Review Activity

ASK: **How did Paul tell about Jesus while Paul was in his home in Rome?**

(He wrote letters about Jesus to some churches. He welcomed guests and told them about Jesus. He set an example for the guards to see.)

Distribute the activity pages and pencils. Read the directions aloud and do the page together. If there’s time, play a tic-tac-toe review game. Have the kids form two teams. Assign one team to be the letter *X* and the other to be *O*. Draw a tic-tac-toe grid on the board. Alternate asking the teams questions from the review questions printable file. When a team answers correctly, have one person write the team’s letter in a box. If a team answers incorrectly, the other team can try to answer. Continue until one team gets three of their letters in a row. SAY: **Paul told about Jesus in Paul’s home in Rome. We can be like Paul. ♥ We can tell about Jesus in everyday places too.**

Bible Memory 1 Peter 3:15

“Always be prepared to give an answer to everyone who asks you to give the reason for the hope that you have.”

SAY: **Part of being prepared to tell others about Jesus is being able to find verses in our Bible to read. Let’s find the verse we have been learning in the book of 1 Peter.** Write “1 Peter 3:15” on the board. Encourage pairs of children to work together and find the verse in their Bibles. Ask the children to read or say the verse together. Encourage children to also say the verse by themselves. SAY: **Jesus wants us to tell everyone about Him. Like Paul, ♥ we can tell about Jesus in everyday places.**

Materials

Activities p. 29, pencils
(optional: whiteboard, dry-erase markers and erasers, *Resources* CD lesson 11 Review Questions printable file)



Materials

Bibles, whiteboard, dry-erase marker



Optional Bible Skill Builder

If you have not already done so, print copies of the unit 3 Optional Bible Skills from the *Resources* CD. Distribute the pages and let the children work with partners to complete the activities. Emphasize how being able to find and read verses in the Bible can help us tell others about Jesus.



Focus

♥ We can tell about Jesus in everyday places.

Make It Real (10–15 minutes)

- 3 Use one of these activities to help children **discuss ways they can tell about Jesus in places where they are each day.**

Materials

Activities p. 30



Teaching Tip

Be prepared to give suggestions for ways to tell about Jesus in different places. For example, at their homes children could tell about Jesus by watching a video about Jesus and then talking about it, or by reading a Bible storybook to a brother or sister. Remind children that the example they set is a good way to tell about Jesus too.

Materials

Resources sheet 6 Can You Tell? Game, paper lunch bag



Note

If you did not use the game in lesson 10, you will need to separate the game cards and place them in the bag.

Teaching Tip

If you have a smaller class, kids can do this activity individually or with partners.

Materials

Weekly Bible Reader issue 11



Quick Step How Will You Tell?



SAY: **We've learned that Paul told about Jesus in different ways while in his home in Rome. Let's name ways ♥ we can tell about Jesus in everyday places we go.** Distribute the activity pages. SAY: **Let's imagine that the picture on this page shows where we live. We'll stop at each place in the town and see if we can name ways we can tell about Jesus in these everyday places.** Have the children find the house. SAY: **If you can think of a way to tell about Jesus at your house, raise your hand.**

Let a couple of children share a way to tell about Jesus at home. Look at another place on the page, and let the children share ways they can tell about Jesus in that place. Continue until you have talked about all the places pictured.

SAY: **It might not always be easy to share about Jesus. If we ask God for His help, He will give us the strength we need. Then ♥ we can tell about Jesus in everyday places—every day!**

Option Can You Tell?

SAY: ♥ **We can tell about Jesus in everyday places. Let's play a game and talk more about whom we can tell, how we can tell, and where we can tell about Jesus.** Have the children form two teams. Decide which team will go first, and have someone from that team draw a game card from the bag. If the person can do what the card asks, award 2 points. If the person can't think of an answer, he can ask for help and receive 1 point. Let the teams and team members take turns drawing cards and telling what is asked on the cards.

At the end of the game, SAY: **It's not always easy to tell about Jesus. But if we ask God for His help, He will give us the strength we need. Then we can tell about Jesus every day!**

Option Story from Weekly Bible Reader

Read rebus story "The Invitation." Pause whenever you come to a picture, and let the children say the pictured word.

ASK: **How did Maria tell about Jesus at her home?** (Maria set a good example by helping her mom. She invited Latoya to join in a party with church friends.)

What are some ways you can tell about Jesus every day?

SAY: **Just like Paul, we can tell about Jesus in our homes. In fact, ♥ we can tell about Jesus in /ots of everyday places.**

Live It Out (10 minutes)

- 4** Use one of these activities to help children **choose a way to tell about Jesus today.**

Focus

♥ We can tell about Jesus in everyday places.

Quick Step Tell About Jesus Reminder

Distribute copies of the reproducible page, markers, and scissors. Ask a child to read aloud the words on the door hanger. Have kids color the door hangers and cut them out. If desired, provide stickers for decorating the door hangers. SAY: **We've learned that there are lots of ways ♥ we can tell about Jesus in everyday places. One of those places is your home. You can use this door reminder to help you remember to tell about Jesus in your home. Hang the reminder on a doorknob of any room in your house. Then decide how you will tell about Jesus in that room. The next day, you can hang the reminder on a different door and tell about Jesus in that room.**

ASK: **How will you tell about Jesus today in the family room? the kitchen? the backyard?** Encourage children to share ideas of the ways they will tell about Jesus at home.

Close with a time of prayer. Encourage several children to pray and ask for God's help in telling about Jesus in places where they are every day.

Option The Choice Is Yours



Have the children gather for a special prayer time. SAY: **We've learned that there are lots of ways ♥ we can tell about Jesus in everyday places. You need to choose how you will tell about Jesus today.** Show the items you have gathered. Tell the children you will place the items in four locations. If they choose to talk or use a phone to tell about Jesus, they should go to the phone. If they will write a card or draw a picture, they can go to the paper and marker. Children who want to read a Bible verse or Bible storybook to tell about Jesus can move to that item. If they will tell about Jesus by the example they set, they should gather at the paper that says "My Example." Assist any child who needs individual help in choosing or moving to one of the four locations.

When children have chosen the ways they will tell about Jesus, lead in prayer. Explain that you will pause after you pray each sentence. Then children can pray the sentence after you. PRAY: **Dear God, I want to tell someone about Jesus.** Pause. **Please help me not to be afraid to tell about Jesus.** Pause. **In Jesus' name, amen.**

Saying Good-bye

- Distribute the *Activities* page 31 Unit 3 Bible Memory Poster and stickers, if you have not already done so. Make sure children have projects and activity pages they have done in class.
- If you have time before parents arrive, use some of the activities on the Additional Activities for Unit 3 page.

Materials

copies of the Tell About Jesus Reminder reproducible page, markers, scissors (optional: stickers)



Note

See the teacher contents page for the location of reproducible pages. The Tell About Jesus Reminder activity is also provided with the lesson 11 printable files on the *Resources* CD.

Materials

toy phone (or cell phone), sheet of paper and marker, Bible (or Bible storybook), sheet of paper with the words "My Example" written on it



Teaching Tip

Offer children a choice of going to one of the prayer locations or gathering with you for the prayer time. Emphasize that it's OK not to choose a specific way to tell about Jesus if they are uncertain about what that means or how to do it.

Weekly Bible Reader

Give each student a *Weekly Bible Reader* to take home.

Be sure parents know about the *Faith & Family* pages available online to print and use with their children at home. Go to www.heartshaper.com.

