

Peter and John at the Temple

Lesson 8



Scripture: Acts 3:1-12, 16

Bible Memory: Acts 5:42

“They continued to tell the Good News—that Jesus is the Christ.” (*ICB*)

“They ceased not to teach and preach Jesus Christ.” (*KJV*)

Focus: ♥ We learn about Jesus from other people.











Heart to Heart Teacher Devotion

Who told you about Jesus? Was it a parent? a grandparent? a friend? a teacher on a classroom floor with a stack of blocks, a box of crayons, and colorful Bible story pictures? Today you are that person—the one who will tell the good news. Today the children in your class will learn about Jesus from you. Let that thought bow your head, humble your heart, and move your hands to action.

Bible Background for the Teacher

The miracle in today’s lesson seems to have occurred soon after the church was established. Peter and John were still in Jerusalem. As Jews, it was their custom to go to the temple at the hour of afternoon prayers (three o’clock). Because there were no government departments to aid people with physical disabilities, the man in today’s lesson, who had been lame from birth, was carried daily to a gate in front of the temple in order to beg for money.

Lesson 8 at a Glance

<p>1 GETTING STARTED Use one or more of these learning centers to help children <i>explore legs and feet</i>.</p>	<p> Quick Step Legs and Feet Game</p> <p> Feet Art</p> <p> “I Can Walk!” Stick Puppets</p>	<p>HeartShaper Materials</p> <ul style="list-style-type: none"> • none • none • <i>Make-n-Share</i> for lesson 8 	<p>Other Materials</p> <ul style="list-style-type: none"> • none • shallow pan, poster paint, poster paper, pan of water, paper towels • blunt-tip scissors, paper fasteners, jumbo craft sticks, tape
<p>2 BIBLE DISCOVERY Use all these activities to help children <i>tell what happened when Peter and John told a man about Jesus</i>.</p>	<p> Sing and Pray</p> <p> Bible Time Peter and John at the Temple</p> <p> Bible Review</p> <p> Bible Memory</p>	<ul style="list-style-type: none"> • <i>Resources</i> CD, <i>Resources</i> sheet 6 Bible story puppet pieces 8a–8e, prepared <i>Make-n-Share</i> puppets, <i>Resources</i> CD Unit 2 Bible Memory Motions printable file 	<ul style="list-style-type: none"> • CD player, Bible, Bible-times costume, crutch, yarn, paper fasteners, toilet paper tube
<p>3 GROW AND GO Use one or more of these learning centers to help children <i>thank God for people who tell them about Jesus</i>.</p>	<p> Quick Step Thank You, God</p> <p> Ministers and Teachers</p> <p> We Are the Church (unit center)</p> <p>Closing the Hour</p>	<ul style="list-style-type: none"> • <i>Resources</i> CD • none • none • <i>Heart Tugs</i> issue 8 	<ul style="list-style-type: none"> • CD player • photos of minister and several church teachers • unit center supplies (see unit 2 pages), blank note cards and envelopes, washable markers, stickers • none

Getting Started (10–15 minutes)

- 1** Use one or more of these learning centers to help children **explore legs and feet**.

Welcome

- Use a Scout puppet to greet the children.
- Place a name tag on each child, gather necessary information from the adult bringing the child; then guide the child to a learning center.
- Provide a container in which children can place their offering money.

Quick Step Legs and Feet Game

SAY: ♥ We learn about Jesus from other people. In today's Bible story two of Jesus' followers told a man who could not walk about Jesus. Let's find out what we do with our legs and feet.

Suggest different motions for the children to do with their legs and feet, such as jumping, marching, wiggling, and bending knees.

ASK: What is your favorite way to move your legs and feet?

What would be hard to do if you could not move your legs and feet?

Feet Art

SAY: ♥ We learn about Jesus from other people. In today's Bible story two of Jesus' followers told a man who could not walk about Jesus. Let's paint a picture, using our feet.

Have the children take off their shoes and socks. Guide them to carefully step into shallow pans of paint and slowly step onto the poster paper. An adult will need to hold the children's hands. They can make designs or footprints on the paper. Have water and paper towels ready for washing off feet. Note: Some children may not want ink on their feet. Show them how to place the outside edge of a fist on an ink pad, then stamp the paper. Add toes by stamping a pencil eraser on the pad and then on the paper.

ASK: How does the paint feel on your feet?

What do you use your feet for?

What would be difficult to do without feet?

Especially for 4s!

If 4s are hesitant to take off their shoes and socks, have the older children go first to demonstrate. Have the 4s use one foot rather than two.

"I Can Walk!" Stick Puppets

SAY: Today's Bible story is about a man who could not walk. The man learned about Jesus from two of Jesus' followers. ♥ We learn about Jesus from other people too. Let's make a puppet of the man who could not walk.

Assist children as needed in cutting out and assembling the stick puppet. Show them how to move the man's legs so that it looks as though he is jumping. The children will use their puppets during the Bible Review in Bible Discovery.

ASK: What would be hard to do if you could not walk?

Do you know anyone who cannot walk?

Focus

♥ We learn about Jesus from other people.

Save all visuals for reuse throughout the quarter.

Materials

none



Be sensitive to children who have physical disabilities or have family members who do. Help these children share with others about the limitations one may need to overcome.

Materials

shallow pan, poster paint, poster paper, pan of water, paper towels (optional: ink pad, pencil eraser)



Teaching Tip

Extra help will be needed with this activity.



Read the Special Needs Helps for lesson 8 on the *Resources* CD for a way to adapt this activity for children with special needs.

Materials

Make-n-Share for lesson 8, blunt-tip scissors, paper fasteners, jumbo craft sticks, tape (or glue)



Cleanup

Sing "Cleanup Song," found on the *Resources* CD Teacher Helps, as you encourage children to join you in cleaning the room.



Focus

♥ We learn about Jesus from other people.

Bible Discovery (20–25 minutes)

2 Use all these activities to help children **tell what happened when Peter and John told a man about Jesus.**

Materials

Resources CD tracks 3 and 6, CD player, Bible



Materials

Bible-times costume, crutch (or long stick) (optional: bowl and coins)



Teaching Tip

If you do not have someone to dress up and tell the Bible story, use the Resources sheet 6 Bible story puppet as you tell the story.



Materials

Resources sheet 6 Bible story puppet pieces 8a–8e, yarn, paper fasteners, toilet paper tube, Make-n-Share puppets from Getting Started



Materials

Bible, Resources CD track 6 and Unit 2 Bible Memory Motions printable file, Resources sheet 6 Bible story puppet, CD player, Make-n-Share puppets from Getting Started



Sing and Pray

Sing “Yes, I Will Go” and “They Continued to Tell.”

PRAY: **Dear God, please help us to be good listeners today as we learn what Peter and John did. In Jesus’ name, amen.**

ASK: **Have you ever hurt your foot?** Guide conversation to tell how hard it was to walk. **The man in our Bible story could not walk. We can read about this man in the book of Acts, chapter 3.** Show Acts 3.

Bible Time

Dress as the man who was healed and sit on the floor. SAY: **Hello, I live in Jerusalem. When I was born, there was something wrong with my legs. I could not walk. Can you think of some things I couldn’t do because I couldn’t walk?** Have children respond.

I could not go to work. Every day my friends carried me to the temple so I could ask people for money. People come to the temple to worship God, to pray, or to bring offerings. There are always lots of people.

One day two of Jesus’ special followers, Peter and John, came to the temple. I asked them for money.

Do you know what they said to me? Peter said, “We do not have silver or gold.” Then Peter said, “Instead, I will give you what I have!” Do you know what he had? Have children respond. **Peter had Jesus’ power. Peter said, “Walk!” He took my hand, and suddenly I felt that my feet and ankles were strong! I jumped up and started walking.** Act out joy: laughing, running, looking at your legs, saying “I can walk!”

It was a miracle! I went into the temple, walking and jumping and praising God. All the people who knew me knew that I had not been able to walk. They were amazed when they saw me. Peter told the people that Jesus’ power and my faith made me well. I was so glad I saw Peter and John that day. I am glad Peter told me about Jesus!

Bible Review

Before class, assemble the puppet, using the instructions on sheet 6.

SAY: **Peter and John told a man about Jesus. Let’s review our Bible story using our puppets.** Have the children wiggle their puppets if the answer is yes. They should hold their puppets still if the answer is no.

ASK: **Did I walk to the temple every day to ask for money?** (no)

Did Peter and John give me some money? (no)

Did Peter use Jesus’ power to heal me? (yes)

Was I sad when I could walk? (no)

Did I go walking and jumping into the temple? (yes)

Did Peter tell others about Jesus’ power? (yes)

Bible Memory Acts 5:42

Before class, print and display the motions from the CD.

Have a child point to Acts 5 in your Bible, and then sing “They Continued to Tell” as you do the motions together. Then have the children use their puppets to say the verse to each other.

Grow and Go (15–20 minutes)

- 3** Use one or more of these learning centers to help children **thank God for people who tell them about Jesus.**

Focus

♥ We learn about Jesus from other people.

Quick Step Thank You, God

SAY: **We have learned that Peter and John told a man about Jesus.**

♥ **We learn about Jesus from other people too. Let's thank God for people who tell others about Jesus.**

Play "They Continued to Tell." After one chorus, stop the song and have a child name someone who tells about Jesus. The person could be a minister, teacher, parent, another child, or yourself. Pray together, thanking God for that person. Repeat so that each child has a turn to name someone. Remember to thank God for each person named.

ASK: **Who do you know who tells others about Jesus?**

What does the person tell about Jesus?

Materials

Resources CD track 6,
CD player



Materials

photos of a minister and
several church teachers



Teaching Tips

If you do not have photos of your minister and teachers, provide paper and washable markers. You or the children can draw stick figures that represent the people.

If possible, ask your minister or your children's minister to visit your class.

Materials

unit center supplies (see
unit 2 pages), blank note
cards and envelopes, washable
markers (or crayons), stickers



Teaching Tip

If possible, allow children to hand deliver the cards they have made. Or address the envelopes and mail the cards during the week.

Ministers and Teachers

SAY: ♥ **We learn about Jesus from other people. We learn from ministers, teachers, and parents. Let's look at these photos and thank God for these people who tell us about Jesus.**

Show children the photos you have provided. Talk about who the people are and how they tell about Jesus. Have the children hold the photos as they pray, thanking God for each person by name.

ASK: **Who tells you about Jesus?**

What can you say to God to thank Him for these people?

Especially for 4s!



Pass out the photos to the children. Say a sentence prayer, thanking God for each person. Have the child holding each picture fill in the person's name in your prayer.

We Are the Church (unit center)

Before class, print a simple greeting inside each note card: "Thank you for telling about Jesus. We thanked God for you today." The greeting could be hand-lettered or computer-generated.

SAY: ♥ **We learn about Jesus from other people. Let's thank God for people we know who tell about Jesus.**

Show the C-H-U-R-C-H pictures at your unit center. Point out the picture on the letter *U*. Have children name people who tell them about Jesus. Guide the children to decorate thank-you notes for these people. Have the children hold their cards and pray, thanking God for the people who tell them about Jesus.

ASK: **Who tells you about Jesus?**

What can you pray about these people?

Closing the Hour

• Be sure children who are leaving have their activity projects and a copy of *Heart Tugs*. Mention to the parents the I'll Pray for You activity they can do with their children. Note: A *Family Together Time* page is available online for families to download. See www.heartshaper.com.

Peter and John at the Temple

Lesson 8 Extra Hour



Scripture: Acts 3:1-12, 16

Bible Memory: Acts 5:42

“They continued to tell the Good News—that Jesus is the Christ.” (*ICB*)

“They ceased not to teach and preach Jesus Christ.” (*KJV*)

Focus: ♥ We learn about Jesus from other people.

Heart to Heart Teacher Devotion

Who told you about Jesus? Was it a parent? a grandparent? a friend? a teacher on a classroom floor with a stack of blocks, a box of crayons, and colorful Bible story pictures? Today you are that person—the one who will tell the good news. Today the children in your class will learn about Jesus from you. Let that thought bow your head, humble your heart, and move your hands to action.


Bible Background for the Teacher


The miracle in today’s lesson seems to have occurred soon after the church was established. Peter and John were still in Jerusalem. As Jews, it was their custom to go to the temple at the hour of afternoon prayers (three o’clock). Because there were no government departments to aid people with physical disabilities, the man in today’s lesson, who had been lame from birth, was carried daily to a gate in front of the temple in order to beg for money.


Lesson 8 at a Glance—Extra Hour

1 MORE! GETTING STARTED

Use one or more of these learning centers to help children *explore legs and feet*.

 **Quick Step**
Musical Feet

 The Shoes We Wear

 Feet Models

HeartShaper Materials

- Resources CD

- none

- none

Other Materials


- CD player


- several pairs and types of shoes


- modeling dough

2 MORE! BIBLE DISCOVERY

Use all these activities to help children *tell what happened when Peter and John told a man about Jesus*.

 **More! Sing and Pray**

 **Bible Time—Another Way!**
Peter and John at the Temple

 **More! Bible Review**

 **More! Bible Memory**


- Resources CD, *Teaching Picture 8*, Resources CD
- Unit 2 Bible Memory
- Motions printable file

- CD player, Bible, highlighter

3 MORE! GROW AND GO

Use one or more of these learning centers to help children *thank God for people who tell them about Jesus*.

 **Quick Step**
Scout Puppet Story

 I'll Pray for You

Saying Good-bye

- none

- *Heart Tugs* issue 8

- *Heart Tugs* issue 8

- Scout puppet, small stuffed puppy

- pencils, crayons

- none

More! Getting Started (10–15 minutes)

- 1** Use one or more of these learning centers to help children **explore legs and feet**.

Transition Time

- Greet new arrivers, giving each a name tag.
- Let children take turns as you wrap legs, using a splint (paint-stirring sticks or rulers) and an elastic bandage (or crepe-paper streamers).
SAY: **Today's Bible story is about a man who could not walk. What would it be like to not walk easily?**
- Serve a snack. Follow your congregation's policy for restroom breaks.

Quick Step Musical Feet

SAY: **♥ We learn about Jesus from other people. Our Bible story today is about a man who could not walk. He met Jesus' followers who told him about Jesus. Let's move our feet and legs to the sound of music.**

Have the children listen to the music. Guide them to respond, using their legs and feet. If the music is happy and fast, have the children run in place, jump up and down, or hop on one foot. If the music is slow and sad, have the children slide their feet, do knee bends, or walk in place slowly. Talk about movements they make with their legs and feet.

- ASK: **What movements do you make with your feet and legs?
Why do you need knees? ankles? toes?
What is your favorite way to move your legs and feet?**

Epecially for 4s!



Choose one motion to do with happy music and another for sad music.

The Shoes We Wear

SAY: **♥ We learn about Jesus from other people. One day two of Jesus' followers told about Jesus to a man who could not walk. Let's explore legs and feet by playing with some shoes.**

Have the children try on and walk in the various pairs of shoes you have provided. Talk about who might wear the shoes and where they wear them. Talk about whether the shoes are for work or play.

- ASK: **What are your favorite shoes?
What kinds of shoes do you wear?
Do you like to walk without shoes on?**

Feet Models

SAY: **In our Bible story today, we will learn that Peter and John told a man about Jesus. ♥ We learn about Jesus from other people. The man Peter and John told could not walk. Let's make some feet, using modeling dough.**

Give each child a portion of modeling dough. Encourage children to make feet shapes. They can mold a kidney shape and add five toes. Or provide a foot-shaped cookie cutter and let children press out several feet. Line up the dough feet in pairs.

- ASK: **What is your favorite part of the foot?
What do we use our feet for?**

Focus

- ♥ We learn about Jesus from other people.

Save all visuals for reuse throughout the quarter.

Materials

Resources CD track 10,
CD player



Materials

several pairs and types
of shoes (such as boots,
sandals, high-heeled shoes)



Materials

modeling dough
(optional: foot-shaped
cookie cutter)



Something More!

Let children make an impression of their own feet in air-dry clay to take home.



Provide allergen-free modeling dough that is safe for all children.

Focus

♥ We learn about Jesus from other people.

More! Bible Discovery (20–25 minutes)

2

Use all these activities to help children **tell what happened when Peter and John told a man about Jesus.**

Materials

Resources CD track 3, CD player, *Teaching Picture 8*, Bible



More! Sing and Pray

Sing “Yes, I Will Go.”

PRAY: **Dear God, thank You for sending people to tell us about Jesus. We love You. In Jesus’ name, amen.**

Show picture. SAY: **This man looks really happy. Look at his feet and legs. Let’s read in the book of Acts, chapter 3, what the other men in the picture did to help the man.** Show Acts 3 as you begin the lesson.

Materials

Teaching Picture 8, highlighter



Bible Time—Another Way!

Before class, highlight the words *man*, *Peter*, and *John* on the back of the teaching picture.

SAY: **When we first read in the Bible about this man, we learn that he begged for money at the temple-church. He could not walk. But one day something amazing happened. The man who could not walk met two of Jesus’ followers, Peter and John. Peter and John told the man about Jesus. ♥ We learn about Jesus from other people too.**

As you read the story, have the children stomp their feet (one at a time) when you say “man,” and say “I love to tell about Jesus” when you say “Peter” and/or “John.”



Materials

none



More! Bible Review

SAY: **Let’s review our Bible story by learning a finger play.**

Peter and John—about Jesus they did talk. Walk two fingers in palm of hand.

“Help me!” cried the man who couldn’t walk. Cup hands around mouth as though calling out.

“We have no money,” the two men said. Turn empty palms up.

“We have something better for you instead!” Point index finger repeatedly.

“In Jesus’ name, stand up and walk!” Jump up and walk in place.

The man was so happy, he could hardly talk. Smile and clap.

He ran and jumped and gave God praise. Run in place, jump, look up, and clap.

And said, “Thank You, Jesus” all his days. Bow head, folding hands in prayer.

ASK: **What did the man who could not walk want from Peter and John?** (money)

What did Peter and John give him instead? (They used Jesus’ power to give him the use of his feet and legs.)

Materials

Resources CD track 6 and Unit 2 Bible Memory Motions printable file, CD player



More! Bible Memory Acts 5:42

Before class, print and display the motions from the CD.

Have a child hold the Bible opened to Acts 5:42 as you review the verse while doing the motions. Then play “They Continued to Tell.” Let each child, who wants to take a turn, stand beside you as a “teacher” and help lead the class in singing the song. Applaud each effort as children help to tell others about Jesus.

More! Grow and Go (15–20 minutes)

- 3** Use one or more of these learning centers to help children **thank God for people who tell them about Jesus.**

Focus

♥ We learn about Jesus from other people.

Quick Step “Scout’s Helping Legs”

Have the children call for Scout. When he appears, he is panting. SAY: **Scout, are you tired? Scout nods and whispers to you. No wonder you are tired! Girls and boys, here is what happened.**

This morning when Scout woke up, he ran outside to play. But he heard something. It was a puppy crying! What do you think the puppy sounded like? Let children pretend to cry like a puppy.

Scout listened (Scout’s head cocks to side) **and followed the sound.** Scout starts walking. **He found the puppy on the sidewalk.** Show puppy. **Scout ran to the puppy and gave him a soft nudge with his nose to let him know someone had heard his cries.** Scout nudges puppy.

Then Scout had an idea! Scout jumps up and down. **Scout used his strong legs as he ran to his house. Scout barked and barked** (Scout barks) **until a little girl opened the door. Then he barked and used his strong legs again to run back to the puppy. The girl followed Scout. She picked up the puppy and said, “Scout, thank you for running and telling me that this puppy needs help. You are a good dog.”** Pat Scout’s head.

Just like Scout, we should remember to share important news. Let’s thank God for the people who share the most important news—news about Jesus. ♥ We learn about Jesus from other people too. Lead children in naming and praying for people who tell them about Jesus.

ASK: **What news did Scout run to tell?** (A puppy needed help.)

What news has someone told you about Jesus?

Can you thank God for that person who told you about Jesus?

Materials

Scout puppet, small stuffed puppy



Materials

Heart Tugs issue 8, pencils, crayons



I’ll Pray for You

SAY: ♥ **We learn about Jesus from other people. Let’s remember who tells us about Jesus.**

Give each child a *Heart Tugs*. Children can draw a picture of a minister, teacher, parent, or friend inside a frame. As they work, talk about how these people tell them about Jesus. When the drawings are finished, lead children in thanking God for each of these people.

ASK: **Who tells you about Jesus?**

What do the people say to you about Jesus?

Who will say a prayer to thank God for the people who tell us about Jesus?

Especially for 4s!



Point to the first frame and have children draw a picture of a minister who serves your church. Then you can SAY or PRAY, **Dear God, we thank You for our minister.** Continue with teachers, parents, and friends.

Cleanup

Assign specific cleanup tasks. When everything is done, have each child report on what was cleaned.



Saying Good-bye

• As children are waiting for their parents, repeat the Bible story finger play from More! Bible Review.

• Be sure children have projects made in class and this week’s *Heart Tugs*. Encourage parents to help their children thank God for people who tell them about Jesus.