

Peter Preaches About Jesus

Lesson 7



Scripture: Acts 2:1-6, 14, 32, 33, 36-42

Bible Memory: Acts 5:42

“Tell the Good News—that Jesus is the Christ.” (*ICB*)

“They ceased not to teach and preach Jesus Christ.” (*KJV*)

Focus: ♥ We can follow Jesus.











Heart to Heart Teacher Devotion

Children love to have adults listen to them. Although it can be hard to find time to listen, when we model this skill for children they become more willing to listen to what we have to say. Pray and ask God to help you become a better listener so that when you share the good news about Jesus with your children, they will want to listen to you.

Bible Background for the Teacher

The Twelve (Judas Iscariot having been replaced by Matthias) were told to wait in Jerusalem to receive the promise “the Father has made you” (Acts 1:4). This assembly may have numbered about 120 people (Acts 1:15). It appears that the power to speak in different languages included all the apostles. Pentecost would have included people from everywhere, hence a reason why apostles needed to speak other languages. When Peter began his sermon, the other apostles probably fell silent and allowed Peter to speak for them. Thus, Jesus’ promise to Peter recorded in Matthew 16:19 was fulfilled as Peter opened the way for Christ’s church to begin.

Lesson 7 at a Glance

<p>1 GETTING STARTED Use one or more of these learning centers to help children <i>explore listening</i>.</p>	 Quick Step Did You Hear That?  Shakers  Follow the Leader	<p>HeartShaper Materials</p> <ul style="list-style-type: none"> • Resources CD • Resources CD • none 	<p>Other Materials</p> <ul style="list-style-type: none"> • CD player • CD player, rice, small plastic tubs with lids, plastic bowls, spoons, masking tape • none
<p>2 BIBLE DISCOVERY Use all these activities to help children <i>tell what people did when they heard Peter talk about Jesus</i>.</p>	 Sing and Pray  Bible Time Peter Preaches About Jesus  Bible Review  Bible Memory	<ul style="list-style-type: none"> • Resources CD, Resources sheet 5 outdoor house scene 7a and story figures 7b–7d, Resources CD Unit 2 Bible Memory Motions printable file 	<ul style="list-style-type: none"> • CD player, Bible, jumbo craft sticks, tape, 9" x 12" gift bag, highlighter
<p>3 GROW AND GO Use one or more of these learning centers to help children <i>name ways they can follow Jesus</i>.</p>	 Quick Step Follower of Jesus Game  Our Mission (unit center)  Tell the Good News Closing the Hour	<ul style="list-style-type: none"> • Make-n-Share and sticker for lesson 7 • none • Resources CD, Teaching Picture 7 • Heart Tugs issue 7, Resources CD Our Mission printable file 	<ul style="list-style-type: none"> • crayons, blunt-tip scissors, envelopes • items from a mission you have chosen • CD player • none

Getting Started (10–15 minutes)

- 1** Use one or more of these learning centers to help children explore listening.

Welcome

- Use a Scamper puppet to greet the children.
- Place a name tag on each child, gather necessary information from the adult bringing the child; then guide the child to a learning center.
- Provide a container in which children can place their offering money.
Note: This month you will be collecting for missions.

Quick Step Did You Hear That?



SAY: After Jesus went back to Heaven, His special helpers told people all about Jesus, and the people listened. Let's practice being good listeners.

Play Did You Hear That? from the CD, pausing at the end of each sound. Ask children to identify the sound and whether it is a quiet or loud sound. Praise them for listening.

You are good listeners. You can listen when others tell you about Jesus. ♥ We can follow Jesus.

**ASK: Which sounds were easiest to recognize?
Which sounds were quiet? loud?**

Shakers

Before class, place rice into plastic bowls.

SAY: Today's Bible story is about some people who listened to Peter and decided to follow Jesus. ♥ We can follow Jesus too. Let's make shakers to play so we can use our ears to listen to music.

Set out the bowls of rice. Give each child a tub and a spoon. Have children spoon the rice into their tubs. Help them seal the lids with masking tape. Play a song while they shake their tubs.

SAY: Listen carefully. When the song stops, stop shaking your tub. Play "Yes, I Will Go," pausing at different times during the song. Use a hand signal to help the children know when to stop.

**ASK: What did you like best about your shakers?
Did you hear the music stop? What else did you hear?**

Epecially for 2s!

Help 2s make the craft. Play the entire song, and encourage your 2s to listen to the music and shake their tubs.

Follow the Leader

SAY: Raise your hand if you know how to listen. Allow children to respond. **Let's practice careful listening as we play Follow the Leader. March behind me and listen to my instructions.**

Encourage children to follow you as you march around the room, giving different instructions. (Examples: tiptoeing, swinging arms, stomping, taking big or little steps) **You were careful listeners. You followed me, and ♥ we can follow Jesus too. We can do what Jesus said we should do.**

**ASK: What instructions did you hear me give?
When do you listen to people giving instruction?**

Focus

♥ We can follow Jesus.

Save all visuals for reuse throughout the quarter.

Materials

Resources CD track 11,
CD player



Teaching Tip

This activity was used in lesson 6. Vary the activity by letting children take turns mimicking the sounds while others listen.

Materials

Resources CD track 3,
CD player, rice (or cereal),
small plastic tubs with lids
(margarine or cream cheese
tubs), plastic bowls, spoons,
masking tape



Materials

none



Cleanup

Divide the class into teams. Give each team an area to clean. Encourage children to listen to specific directions.



Focus

♥ We can follow Jesus.

Bible Discovery (20–25 minutes)

2 Use all these activities to help children **tell what people did when they heard Peter talk about Jesus.**

Materials

Resources CD tracks 3 and 6, CD player, Bible



Materials

Resources sheet 5 outdoor house scene 7a and story figures 7b–7d, 3 jumbo craft sticks, tape, 9" x 12" gift bag, Resources CD track 10, CD player



Materials

prepared story bag and figures from Bible Time



Materials

Resources CD Unit 2 Bible Memory Motions printable file, Bible, highlighter



Sing and Pray

Sing “Yes, I Will Go” and “They Continued to Tell.”

PRAY: **Dear God, help us to be good listeners today so ♥ we can follow Jesus. In Jesus’ name, amen.**

ASK: **Do you listen to your moms and dads when they tell you a story?** Let children respond. **Our story today is found in the book of Acts in the Bible.** Show Acts. **It’s about some other people who were good listeners too. Let’s listen and learn about these people.**

Bible Time

Before class, attach house scene 7a to one side of a gift bag. Attach craft sticks to the backs of 7b–7d and place them in the bag.

SAY: **One day after Jesus had gone back to Heaven, His special helpers were all together in the city of Jerusalem.** Show Peter 7b and helpers 7c. **Suddenly a noise that sounded like a strong wind came into the room.** Play Mighty Wind from CD. **God’s Holy Spirit made this happen. The Holy Spirit helped Jesus’ helpers speak in languages they didn’t even know.**

Add crowd 7d. **Many people from different countries were in Jerusalem. They heard the sound and came to see what was going on! The people were surprised because Jesus’ helpers were telling them about God in their own languages!** Move Peter and helpers as though talking.

Show Peter and crowd. **Peter stood in front of the people and talked about Jesus. Peter told the people that Jesus had died but now He was alive in Heaven with God His Father. The people listened. They began to feel sorry for all the wrong things they had done. They knew they should follow Jesus. “What should we do?” the people asked.**

Peter told the people, “Change your hearts and lives and be baptized in the name of Jesus.”

Thousands of people were baptized that day! The new followers of Jesus met together. They prayed together and learned more about Jesus. ♥ We can follow Jesus too.

Bible Review

SAY: **Let’s use our story bag to retell the Bible story.** Have each child pull a figure out of the bag and tell a part of the story.

ASK: **What did Peter tell the people about Jesus?** (Jesus died but was now alive in Heaven with God.)

What did the people do as Peter talked? (listened, asked questions)

What did the people do when Peter told them what to do?

(obeyed, were baptized, followed Jesus)

Bible Memory Acts 5:42

Before class, print out and display the motions from the CD. Highlight the Bible Memory in the Bible.

Have a child hold the Bible as you show the children the highlighted passage. Help the children “read” each word as you point to it. Then review the verse while doing the motions.

Grow and Go (15–20 minutes)

- 3** Use one or more of these learning centers to help children **name ways they can follow Jesus**.

Quick Step Follower of Jesus Game

SAY: When the people heard about Jesus, they decided to become His followers. ♥ We can follow Jesus too. To follow Jesus means you do what Jesus says you should do.

Give each child a game board and cards to complete, assisting as needed. As children use their cards to move along the path, talk about the ways to follow Jesus shown on the board. (Examples: share, learn from the Bible, obey, pray) Give children envelopes for storing their game cards.

ASK: If you want to follow Jesus, what should you do? (do what Jesus did or what He said you should do)

What are you going to do to follow Jesus this week?

Especially for 2s!

Have the game cards precut for children. Help them match the colors as they select cards.

Our Mission (unit center)

SAY: Jesus wants us to be His followers. One way ♥ we can follow Jesus is by helping others. Let's learn about ways we can help (name of mission).

Using the items provided, talk briefly about the mission you have chosen. Talk about how missionaries follow Jesus. Discuss how the children can help missionaries by giving money to help them or by praying for them.

These missionaries are following Jesus. You can follow Jesus too. You can help the missionaries share the good news about Jesus. Take time to pray for the missionaries.

ASK: How are our missionaries following Jesus?
How can you help them and follow Jesus?

Tell the Good News

SAY: ♥ We can follow Jesus and do what He says to do. Jesus wants us to tell others about Him. Let's sing our Bible Memory song. Then we'll name things we can tell about Jesus.

Have children sit or stand in a circle. As you sing "They Continued to Tell," pass around the teaching picture. Pause the song and have the child holding the picture tell something about Jesus. Continue playing, giving other children the opportunity to tell about Jesus.

ASK: Who does our Bible Memory song say that Jesus is? (Jesus is the Christ, the Son of God.)

Name a way you can follow Jesus and do what He says to do.

Closing the Hour

• Be sure children who are leaving have their activity projects, a copy of Our Mission from the *Resources* CD, and this week's *Heart Tugs*. Encourage parents to play the "Listen to Me" Game with their children. Note: A *Family Together Time* page is available online for families to download. See www.heartshaper.com.

Focus

♥ We can follow Jesus.

Materials

Make-n-Share and sticker for lesson 7, crayons (or washable markers), blunt-tip scissors, envelopes (or resealable plastic bags)



Materials

clothing, dishes, jewelry, photos, or other items from a mission you have chosen (see unit 2 pages)



Materials

Resources CD track 6, CD player, *Teaching Picture 7*



Have children work in pairs. Pair a child who is nonverbal with a child who is verbal. The nonverbal child can hold the picture while the other child tells something about Jesus.

Peter Preaches About Jesus

Lesson 7 Extra Hour



Scripture: Acts 2:1-6, 14, 32, 33, 36-42

Bible Memory: Acts 5:42

“Tell the Good News—that Jesus is the Christ.” (*ICB*)

“They ceased not to teach and preach Jesus Christ.” (*KJV*)

Focus: ♥ We can follow Jesus.

Heart to Heart Teacher Devotion

Children love to have adults listen to them. Although it can be hard to find time to listen, when we model this skill for children they become more willing to listen to what we have to say. Pray and ask God to help you become a better listener so that when you share the good news about Jesus with your children, they will want to listen to you.

Bible Background for the Teacher

The Twelve (Judas Iscariot having been replaced by Matthias) were told to wait in Jerusalem to receive the promise “the Father has made you” (Acts 1:4). This assembly may have numbered about 120 people (Acts 1:15). It appears that the power to speak in different languages included all the apostles. Pentecost would have included people from everywhere, hence a reason why apostles needed to speak other languages. When Peter began his sermon, the other apostles probably fell silent and allowed Peter to speak for them. Thus, Jesus’ promise to Peter recorded in Matthew 16:19 was fulfilled as Peter opened the way for Christ’s church to begin.

Lesson 7 at a Glance—Extra Hour

1 MORE! GETTING STARTED

Use one or more of these learning centers to help children *explore listening*.



HeartShaper Materials

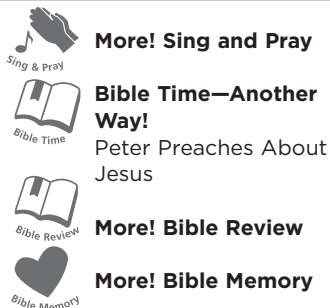
- *Heart Tugs* issue 7
- *Teaching Picture 7*
- *Resources* CD Listening Ears printable file, *Teaching Picture 7*

Other Materials

- none
- none
- chenille wires, crayons, blunt-tip scissors, tape

2 MORE! BIBLE DISCOVERY

Use all these activities to help children *tell what people did when they heard Peter talk about Jesus*.

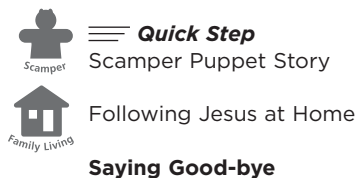


- *Resources* CD, *Teaching Picture 7*, *Resources* CD Unit 2 Bible Memory Motions printable file

- CD player, Bible, highlighter

3 MORE! GROW AND GO

Use one or more of these learning centers to help children *name ways they can follow Jesus*.



- none
- none
- *Heart Tugs* issue 7, *Resources* CD Our Mission printable file

- Scamper puppet, adhesive bandage

- family living items (see activity)
- none

More! Getting Started (10–15 minutes)

- 1** Use one or more of these learning centers to help children explore listening.

Transition Time

- Greet new arrivers, giving each a name tag.
- Pair children to play a round of the Follower of Jesus game from first hour. Have stickers to award to winners—everyone!
- Serve a snack. Follow your congregation’s policy for restroom breaks.

Quick Step “Listen to Me”

SAY: **Today we are learning how some people listened to Jesus’ followers and then they followed Jesus. ♥ We can follow Jesus too. Let’s practice listening and following as we sing a fun song.**

Have children listen as you sing “Listen to Me” from *Heart Tugs*. At the end of the song, give a fun action, such as clap your hands or jump up high. Let children take turns naming actions as you repeat the song.

ASK: **Why is it important to listen to someone who is giving directions?**
(to be safe, to know what is expected of you, to learn how to do something new)

When do you use your ears to listen to directions?

Listening Walk



Show the teaching picture. SAY: **There is a big crowd of people listening to Jesus’ helpers. How do you think everyone could hear what they were saying?** Discuss how to be a respectful listener. **Let’s go on a walk and practice being listeners.**

Weather permitting, take a walk outdoors. If not, stroll around the church building. Have children listen and tell you the sounds they hear, using descriptive words such as loud, soft, or ringing. After the walk, have children recreate the sounds. Encourage others to be respectful listeners.

You did a great job of listening and following directions. ♥ We can follow Jesus too!

ASK: **What different sounds did we hear on our walk?**

Why were we able to hear so well while on our walk? (Everyone was listening.)

Listening Ears

Before class, print copies of Listening Ears from the CD.

Point to the crowd in the teaching picture. SAY: **What do you think these people were doing?** Listen to responses. **The people were listening to Jesus’ helpers, and they became followers of Jesus. Let’s make some fun ears and practice being careful listeners. ♥ We can follow Jesus too.**

Distribute copies of the ears for children to color. Assist as needed in cutting out the ears and attaching them to chenille wires. Quietly give some simple commands. (Examples: “Touch your nose.” “Raise your hand above your head.”) See whether the children listen and do what you say.

ASK: **Why did God give people ears?** (so they could listen and hear things)
Who do you listen to at home? on the playground? at day care?
What are your favorite things to listen to?

Focus

♥ We can follow Jesus.

Save all visuals for reuse throughout the quarter.

Materials

Heart Tugs issue 7



Materials

Teaching Picture 7



Teaching Tip

When walking outside the classroom, take measures to ensure the safety of the children: place an adult at the front and end of the line, ask children to hold onto a rope, request parent volunteers to accompany you.

Materials

Teaching Picture 7,
Resources CD



Listening Ears printable file, chenille wires, crayons (or washable markers), blunt-tip scissors, tape



Focus

♥ We can follow Jesus.

More! Bible Discovery (20–25 minutes)

2 Use all these activities to help children **tell what people did when they heard Peter talk about Jesus.**

Materials

Resources CD track 3,
CD player, Bible



More! Sing and Pray

Sing “Yes, I Will Go.”

PRAY: **Dear God, thank You for giving us ears to listen to Your Word, the Bible. Help us to be good listeners. In Jesus name, amen.**

Assign the following activities to three small groups (or individual children): group 1—clap, group 2—hum, group 3—repeatedly say “Listen up!” While groups are making these noises all at the same time, begin talking to them about the Bible story. Use a hand motion to get them to stop. SAY: **Did anyone hear what I was saying? Why couldn’t you hear?** Listen to the responses. **Our story today is found in the book of Acts in the Bible. Show Acts. It tells us about some people who were good listeners. They learned how to follow Jesus. ♥ We can follow Jesus too.**

Materials

Teaching Picture 7,
highlighter



Bible Time—Another Way!

Before class, highlight the following words on the back of the teaching picture: *speak, preached, told, hear, listened.*

Show the teaching picture. Tell the children they are going to listen for some special words. Whenever they hear you say “speak,” “preached,” or “told,” they should cup their hands around their mouths. When they hear you say “hear” or “listened,” they should cup hands behind their ears. Practice the motions and then read the Bible story.

SAY: **The people in the Bible story listened to Peter and decided to follow Jesus. ♥ We can follow Jesus too.**

Materials

none



More! Bible Review

SAY: **Let’s remember our Bible story. I will read some sentences from the story. Cup your hands around your mouth if someone is telling. Cup your hands around your ears if someone is listening.** As you read, emphasize the underlined words.

- **God’s Holy Spirit helped Jesus’ helpers speak in different languages.** (telling)
- **Many people came to hear them.** (listening)
- **Peter told the people that Jesus had died but now Jesus was alive in Heaven with God His Father.** (telling)
- **The people listened and felt sorry for the wrong things they had done.** (listening)
- **Peter told the people to change their lives and be baptized.** (telling)
- **The people listened and were baptized that day.** (listening)

Materials

Resources CD Unit 2
Bible Memory Motions
printable file and track 6,
Bible, CD player



More! Bible Memory Acts 5:42

Before class, print and display the motions from the CD.

As a child holds the Bible, have the rest of the children help you read Acts 5:42 as you point to each word. Have children repeat the verse, and teach them the motions. Then sing “They Continued to Tell” as you do the motions.

More! Grow and Go (15–20 minutes)

3 Use one or more of these learning centers to help children **name ways they can follow Jesus**.

Focus

♥ We can follow Jesus.

Quick Step “Scamper Learns to Listen”

Bring out Scamper with the bandage on one of his hind legs. SAY: **Scamper, what happened to you? Scamper whispers to you. Uh-oh! Let’s tell the children why you are wearing a bandage.**

Scamper was playing on a tree. Perch Scamper on your arm. **He was jumping from branch to branch.** Scamper jumps around. **Scamper wanted to jump to the big tree next to his, but his mother had told him not to jump from tree to tree. Scamper knew he should obey. He knew he should listen to his mother.**

Scamper looked around. Scamper turns his head from left to right. **His mother was nowhere in sight. Quickly Scamper ran down a branch and leaped through the air.** Scamper starts running and leaping. **His front paws touched the branch of the other tree, but he couldn’t hold on. Scamper fell to the ground and scraped his hind leg.** Scamper falls to the floor. **A child saw what happened and put a bandage on him. Sometimes it’s hard to obey our parents. But ♥ we can follow Jesus by listening to our parents and obeying them.**

ASK: **What rules do you listen to and obey at home?**

When we obey, ♥ we can follow Jesus. Name a way you can obey.

Materials

Scamper puppet,
adhesive bandage



Many children with special needs may identify with Scamper as the recurring character in class each week. Use him during a transition time that seems particularly difficult.

Materials

family living items
(kitchen equipment,
dolls, laundry equipment,
cleaning items, dress-up clothes)



Cleanup

Whisper a cleanup
direction to each child.

Children can listen, run to do their cleanup tasks, and then whisper back to you when they are done.



Following Jesus at Home

SAY: **We are followers of Jesus when we do what He did or what He said we should do. Jesus helped others. ♥ We can follow Jesus by helping at home.**

Have the children pretend to cook, care for dolls, do laundry, clean, or dress up. While the children are playing, ask questions about their activities. (Examples: How do you help the grown-ups who live in your home? Do they ask you to play with your brother/sister?)

ASK: **We are followers of Jesus when we obey. What can you do to obey at home?**

We are followers of Jesus when we help others. How can you help at home?

Especially for 2s!



Instead of asking the children questions, suggest ways they can obey at home that correspond with their play activities.

Saying Good-bye

- Play the “Listen to Me” Game again from today’s *Heart Tugs* while children wait for parents.
- Be sure children have projects made in class, a copy of Our Mission from the *Resources* CD, and this week’s *Heart Tugs*. Encourage parents to pretend to be in a crowd while their children tell them about Jesus. Note: A *Family Together Time* page is available online for families to download. See www.heartshaper.com.