

Peter Preaches About Jesus

Lesson 7



Scripture: Acts 2:1-6, 14, 32, 33, 36-42

Bible Memory: Acts 5:42

“They continued to tell the Good News—that Jesus is the Christ.” (*ICB*)

“They ceased not to teach and preach Jesus Christ.” (*KJV*)

Focus: ♥ We can follow Jesus.











Heart to Heart Teacher Devotion

Within a short time the disciples had seen their beloved teacher crucified, resurrected, and then taken up into Heaven. They were devastated, delighted, and then determined to share what they had seen and heard. We all know of *their* story, but what about yours? What part will you play in the growing of the church and the making of disciples? May your role be renewed today.

Bible Background for the Teacher

The Twelve (Judas Iscariot having been replaced by Matthias) were told to wait in Jerusalem to receive the promise “the Father has made you” (Acts 1:4). This assembly numbered about 120 people (v. 15). It appears that the power to speak in different languages included all the apostles. On that special Pentecost day, Jesus’ promise to Peter was fulfilled as Peter opened the way for Christ’s church to begin (see Matthew 16:19).

Lesson 7 at a Glance

<p>1 GETTING STARTED Use one or more of these learning centers to help children <i>explore listening</i>.</p>	 Quick Step Did You Hear That?  We Are the Church (unit center)  Eyes Closed, Ears Open	<p>HeartShaper Materials</p> <ul style="list-style-type: none"> • Resources CD • Resources CD • C-H-U-R-C-H printable file • none 	<p>Other Materials</p> <ul style="list-style-type: none"> • CD player • unit center supplies (see unit 2 pages), washable markers, Bible, bell • none
<p>2 BIBLE DISCOVERY Use all these activities to help children <i>tell what people did when they heard Peter talk about Jesus</i>.</p>	 Sing and Pray  Bible Time Peter Preaches About Jesus  Bible Review  Bible Memory	<ul style="list-style-type: none"> • Resources CD, Resources sheet 5 Bible story cards 7a and 7b, Resources CD Unit 2 Bible Memory Motions printable file 	<ul style="list-style-type: none"> • CD player, Bible, 2 rulers, tape
<p>3 GROW AND GO Use one or more of these learning centers to help children <i>name ways they can follow Jesus</i>.</p>	 Quick Step First Preachers  Follow Jesus Cards  Sharing with Others Closing the Hour	<ul style="list-style-type: none"> • Resources CD lesson 7 Bible story coloring page printable file • Make-n-Share for lesson 7 and stickers • none • Heart Tugs issue 7 	<ul style="list-style-type: none"> • washable markers • blunt-tip scissors, hole punch, washable markers, yarn • wet wipes, napkins, cups, water, apple slices, cheese cubes, crackers • none

Getting Started (10–15 minutes)

- 1** Use one or more of these learning centers to help children explore listening.

Welcome

- Use a Scout puppet to greet the children.
- Place a name tag on each child, gather necessary information from the adult bringing the child; then guide the child to a learning center.
- Provide a container in which children can place their offering money.

Quick Step Did You Hear That?

SAY: In our lesson today we will learn that many people decided to follow Jesus because they listened very carefully. If you listen today, you will hear how we can follow Jesus. Are you a good listener? Let's practice listening.

Have the children sit quietly in a circle and listen for sounds. Play Did You Hear That? from the CD. Encourage the children to identify the sounds they hear. They can tell what the sounds are during the pauses.

ASK: What was your favorite sound?

What else do you hear with your ears?

Especially for 4s!



Divide the listeners into two groups so that the older children do not always guess first. You may also want to give younger children clues as they listen. **SAY: You might hear this sound outside.**

We Are the Church (unit center)



Before class, print and color the pictures on the C-H-U-R-C-H printable file; post the pages at your unit center. If you have early arrivers, let them color the pictures for you.

SAY: Let's go to our special worship center and find out how we are the church. As the church, we can follow Jesus. We can listen to leaders. Let's pretend we are in children's worship, listening.

Guide the children to act out leading and listening. Have one child hold the Bible and be the leader. The other children will listen. The children can take turns, switching roles each time you ring the bell.

ASK: Who do you listen to when you are at our church building?

What would you like about being a preacher or teacher?

Eyes Closed, Ears Open

SAY: I see you, and you see me. I hear you, and you hear me. Now close your eyes. Let's see if you can still hear me when your eyes are closed. Try to do what I say without watching what I do.

Give the children simple commands, such as "stand on one foot." Issue new commands quickly. Watch to see whether children peek or are unable to do what you say. Then have them open their eyes as you give more commands.

ASK: Was it harder to listen with your eyes closed?

How were you following me when I told you to do something?

Today we will learn that we can follow Jesus if we listen to Him.

Focus

- ♥ We can follow Jesus.

Save all visuals for reuse throughout the quarter.

Materials

Resources CD track 13,
CD player



Materials

unit center supplies (see unit 2 pages), Resources CD C-H-U-R-C-H printable file, washable markers (or crayons), Bible, bell



Materials

none



Teaching Tip

If your class is small, have children stand side by side. If the class is large, have them stand in a circle around you.

Cleanup

Have the children listen to several directions for cleaning up. Give the directions one at a time. Praise the children for listening to you.



Focus

♥ We can follow Jesus.

Bible Discovery (20–25 minutes)

2 Use all these activities to help children **tell what people did when they heard Peter talk about Jesus.**

Materials

Resources CD tracks 3 and 6, CD player




Materials

Resources sheet 5 Bible story cards 7a and 7b, 2 rulers (or paint-stirring sticks), tape, Resources CD track 12, Bible, CD player



Before Class

Tape rulers as handles to the Bible story cards. Have the CD set at track 12.



Teaching Tip

Older children may ask about baptism. Tell parents about your conversations. They will be excited to know about these beginning expressions of faith.

Materials

none



Materials

Resources CD Unit 2 Bible Memory Motions printable file, Bible



Before Class

Print and display the motions from the CD.

Sing and Pray

Sing “Yes, I Will Go” and “They Continued to Tell.”

PRAY: **Dear God, please help us listen and learn about when the church began. In Jesus’ name, amen.**

ASK: **What’s the loudest noise you have ever heard? What’s the strangest thing you have ever seen?** Let children share. **In today’s Bible story we’ll hear how God started to build His church. We’ll hear how some people heard a loud noise and saw something really strange.**

Bible Time

Whenever you say *Peter* and hold up card 7a, the boys should say “Tell it, Peter.” When you say the word *people* and hold up card 7b, the girls should say “Listen, people.” Practice several times. SAY: **The Bible tells us about the day when the church began. We can read this story in a New Testament book called Acts, chapter 2. Show Acts 2. Jesus had lived on earth, died, and come back to life. Then Jesus went back to Heaven.**

Now Jesus’ followers were meeting in Jerusalem. Suddenly a sound like a strong wind came into the room. Play track 12. And flames of fire came and stood above the heads of Peter (boys respond) and the other followers of Jesus. Explain to the children what the flames might have looked like.

God’s Holy Spirit caused this to happen. The Holy Spirit helped Peter and the other special followers to speak in languages they had never spoken before. They told the people (girls respond) that Jesus had died, but He was now alive and in Heaven with God.

The people felt sorry for the wrong things they had done to Jesus. They asked Peter what they should do. Peter told the people, “Change your hearts and your lives.”

Many people were baptized that day. These new followers of Jesus met together. They ate meals and prayed together. Now they could follow Jesus too. And ♥ we can follow Jesus!

Bible Review

Have all children sit down. They can stand if they know the answer to a question. The first child to stand can answer the question.

ASK: **What happened when Jesus’ followers were meeting in Jerusalem?** (God’s Holy Spirit came to them.)

What did Peter tell the people? (Jesus had died, but now He is alive and in Heaven.)

What did the people do when they heard Peter? (They asked what they should do, and many were baptized.)

Bible Memory Acts 5:42

SAY: **When we follow Jesus we can tell others about Him. That’s what our Bible Memory is about.** As a child holds the Bible open, read Acts 5:42. Then have the children stand in two lines facing each other. Have one group say the first half of the verse while doing the motions; have the other answer with the second half while doing the motions. Repeat several times.

Grow and Go (15–20 minutes)

- 3** Use one or more of these learning centers to help children **name ways they can follow Jesus**.

Focus

♥ We can follow Jesus.

Quick Step First Preachers

Before class, print copies of the coloring page.

SAY: **Today's Bible story was about a time when Peter and other special followers of Jesus preached and people followed Jesus. ♥ We can follow Jesus too. Let's color a picture about our Bible story.**

Distribute supplies and allow children to color the picture. As they work, talk about what is pictured and how the children can follow Jesus.

ASK: **What are some ways the people followed Jesus?** (listened to Peter, felt sorry, were baptized, met together, prayed)
What are some ways you can follow Jesus?

Follow Jesus Cards

SAY: **To follow Jesus means to do what Jesus did or what He said we should do. ♥ We can follow Jesus. Let's make some cards to remind us of ways to follow Jesus.**

Allow children to color and add stickers to their cards. Assist as needed in cutting apart, punching holes, and assembling the cards. Talk about the ways to follow Jesus shown on the cards. Let children work in pairs to act out a scene; then let the rest of the class hold up their cards of the scene they think the children are acting out.

ASK: **What can you do to follow Jesus?** (be kind, love others, learn about Jesus)

Which scene do you want to act out?

Especially for 4s!

Group the younger children in pairs. Show the children a way to act out one of the card scenes. Have the pairs imitate you. Then choose another scene to act out.

Sharing with Others

SAY: **When Peter, Jesus' followers, and people who loved Jesus were in Jerusalem, they stayed several days. They shared meals. ♥ We can follow Jesus when we share our food with others.**

Have children wash their hands. Let the children take turns passing out napkins and cups. As you pour each one a drink, SAY: **Since I love Jesus and follow Him, I will share with you.** Share apple slices, crackers, and cheese cubes with the children.

ASK: **What can you do at home to show you are following Jesus?** (pick up toys, obey, be kind to others)

Why do you want to follow Jesus?

Closing the Hour

• Be sure children who are leaving have their activity projects and a copy of *Heart Tugs*. Mention to the parents the Beginning Sounds activity they can do with their children. Note: A *Family Together Time* page is available online for families to download. See www.heartshaper.com.

Materials

Resources CD lesson 7

Bible story coloring page printable file, washable markers (or crayons; or watercolor paints, paintbrushes, cups of water, paint shirts)



Instead of using markers, use other mediums.

Children will also enjoy gluing different colors of ribbon to their pictures.

Materials

Make-n-Share for

lesson 7 and stickers, blunt-tip scissors, hole punch, washable markers (or crayons), yarn (or ribbon)



Materials

wet wipes, napkins, cups, water, apple slices, cheese cubes, crackers



Teaching Tip

Check food allergies before serving snacks, and have an alternative one available.

Peter Preaches About Jesus

Lesson 7 Extra Hour



Scripture: Acts 2:1-6, 14, 32, 33, 36-42

Bible Memory: Acts 5:42

“They continued to tell the Good News—that Jesus is the Christ.” (*ICB*)

“They ceased not to teach and preach Jesus Christ.” (*KJV*)

Focus: ♥ We can follow Jesus.

Heart to Heart Teacher Devotion

Within a short time the disciples had seen their beloved teacher crucified, resurrected, and then taken up into Heaven. They were devastated, delighted, and then determined to share what they had seen and heard. We all know of *their* story, but what about yours? What part will you play in the growing of the church and the making of disciples? May your role be renewed today.

Bible Background for the Teacher

The Twelve (Judas Iscariot having been replaced by Matthias) were told to wait in Jerusalem to receive the promise “the Father has made you” (Acts 1:4). This assembly numbered about 120 people (v. 15). It appears that the power to speak in different languages included all the apostles. On that special Pentecost day, Jesus’ promise to Peter was fulfilled as Peter opened the way for Christ’s church to begin (see Matthew 16:19).

Lesson 7 at a Glance—Extra Hour

1 MORE! GETTING STARTED

Use one or more of these learning centers to help children *explore listening*.



Puzzles

Quick Step
Beginning Sounds



Wonder

Listen to This



Active Play

Rhythm Match

HeartShaper Materials

- *Heart Tugs* issue 7

- none

- none

Other Materials

- colored pencils

- household items that make sounds (see activity)

- rhythm sticks

2 MORE! BIBLE DISCOVERY

Use all these activities to help children *tell what people did when they heard Peter talk about Jesus*.



Sing & Pray

More! Sing and Pray



Bible Time

Bible Time—Another Way!
Peter Preaches About Jesus



Bible Review

More! Bible Review



Bible Memory

More! Bible Memory

- *Resources* CD, *Teaching Picture 7*, *Resources* CD Unit 2 Bible Memory Motions printable file

- CD player, Bible, hair dryer

3 MORE! GROW AND GO

Use one or more of these learning centers to help children *name ways they can follow Jesus*.



Scout

Quick Step
Scout Puppet Story



Pray

We Are the Church (unit center)

Saying Good-bye

- none

- *Resources* CD C-H-U-R-C-H printable file

- *Resources* CD, *Heart Tugs* issue 7

- Scout puppet, award ribbon

- unit center supplies (see unit 2 pages)

- CD player, chairs

More! Getting Started (10–15 minutes)

Focus

♥ We can follow Jesus.

- 1** Use one or more of these learning centers to help children explore listening.

Transition Time

- Greet new arrivers, giving each a name tag.
- Have the children build your church building with blocks. As they work, talk about the things people in your church family do to follow Jesus.
- Serve a snack. Follow your congregation's policy for restroom breaks.

Save all visuals for reuse throughout the quarter.

Materials

Heart Tugs issue 7,
colored pencils



Read the Special Needs Help for lesson 7 on the Resources CD for ways to adapt all these More! Getting Started activities for children with special needs.

Materials

household items that make sounds (clock, music box, toy, cell phone, CD player with earphones, kitchen gadgets)



Materials

rhythm sticks



Teaching Tip

Make rhythm sticks from dowel rods or unsharpened pencils. Or do a clapping pattern by slapping your hands on a tabletop.

Quick Step Beginning Sounds

SAY: Today we are talking about listening and following Jesus. ♥ We can follow Jesus. Let's listen and match the sounds of some words we hear.

Help children say the words pictured and listen for the beginning sounds. Children should color the two pictures in each row that begin with the same sound.

ASK: **What part of your body did you use to match the sounds? What other sounds do your ears hear?**

Especially for 4s!

Complete the puzzle sheet as a group. Say the three word pictures in each row, and guide the children to pick the two that start with the same sound.

Listen to This



SAY: The people in today's Bible story listened to an important message. They followed Jesus. ♥ We can follow Jesus too. Let's practice our listening skills.

Have the children explore the sounds of the household items you brought in. Have someone demonstrate the many ringtones on a cell phone. Guide the children to take turns listening to the CD player through earphones.

ASK: **What are some sounds in your house? What kinds of things do you like to listen to?**

Rhythm Match

SAY: Today we are talking about listening and following Jesus. ♥ We can follow Jesus. Listen as I play a rhythm. Then I want you to copy what I played.

Give each child a set of rhythm sticks. Play a simple three- or four-beat rhythm. Have the children respond, matching the rhythm you played. Play several rhythms, getting progressively difficult.

ASK: **How would you match my rhythm patterns if you could not hear? What did you have to do so that you could match the rhythm patterns?** (listen)

Focus

♥ We can follow Jesus.

More! Bible Discovery (20–25 minutes)

2 Use all these activities to help children **tell what people did when they heard Peter talk about Jesus.**

Materials

Resources CD tracks 3 and 6, CD player, hair dryer, Bible



More! Sing and Pray

Sing “Yes, I Will Go” and “They Continued to Tell.”

PRAY: Dear God, we thank You that we can hear our Bible story. Please help us to listen and to follow Jesus. In Jesus’ name, amen.

Turn on the hair dryer and react to the wind. **SAY: In today’s Bible story, some people heard a sound like a strong wind. We can read about this story in the New Testament Bible book called Acts, chapter 2. Show Acts 2. Let’s listen and find out what happened.**

Materials

Teaching Picture 7



Bible Time—Another Way!

SAY: Jesus’ followers were all together in the town of Jerusalem when something amazing happened! A very loud noise—like the sound of a mighty wind—filled the room. Let’s be a wind and wave our arms. Let’s make a loud, windy sound. Have children do so. **Then something that looked like flames of fire appeared above the heads of Jesus’ special followers. All of a sudden, the special followers were able to talk in different languages. They knew God had sent His power to help them.**

People from many places were in Jerusalem that day. They heard the loud noise and ran to see what was happening. Let’s run. Have children run in place. **Each person could hear his own language being spoken by Jesus’ followers.**

Show the teaching picture. **Peter and the other followers told the people about Jesus—how Jesus had died but now He is alive in Heaven with God. The people listened and were very sorry for the wrong things they had done to Jesus. They asked Peter, “What should we do?”** Have children ask each other, “What should we do?” **Peter told them, “Change your hearts and your lives. Be baptized in the name of Jesus.”**

That day many people were baptized. These new followers of Jesus met, prayed, talked, and ate together. ♥ We can follow Jesus too.

Teaching Tip

Older children may ask about baptism. Tell parents about your conversations. They will be excited to know about these beginning expressions of faith.

Materials

Teaching Picture 7



More! Bible Review

Show the teaching picture. Ask questions to review the Bible story.

ASK: What sound did everyone hear? (a sound like a strong wind)

What could Jesus’ special followers do? (speak different languages)

Who gave Jesus’ followers the power to speak in different languages? (God)

Who preached and told the people about Jesus? (Peter, the other special followers)

What did the people do? (said they were sorry, were baptized, met together, and followed Jesus)

Materials

Bible, Resources CD track 6 and Unit 2 Bible Memory Motions printable file, CD player



More! Bible Memory Acts 5:42

Before class, print and display the motions from the CD.

Read Acts 5:42 from the Bible to the children; then teach the motions. Play “They Continued to Tell.” As children sing the song a couple of times, they can pretend they are Peter and the other special followers of Jesus, preaching and teaching people about Jesus.

More! Grow and Go (15–20 minutes)

- 3** Use one or more of these learning centers to help children **name ways they can follow Jesus**.

Quick Step “Scout Learns to Follow”

Scout appears with the award ribbon. SAY: **Scout, you look happy. Did you get an award?** Scout nods and whispers to you. **I am proud of you, Scout! Let me tell the children.**

Last week Scout went to obedience school. What do you think that is? Let children guess. **Yes, it’s where dogs learn to listen to and obey commands. Scout, can we see what you learned?** Scout nods.

Let’s tell Scout to come. Say “come” as a group. Scout runs to you and stops. **Good boy! That was great, wasn’t it, kids?**

Let’s tell Scout to roll over. All say “roll over.” Scout rolls over. **Good boy, Scout!**

Now let’s tell him to lie down by saying “down.” All say “down.” Scout flops down and starts snoring. **Scout, wake up! Good dog! You listened and followed very well.** Pat Scout’s head.

Scout learned to follow commands. We can listen and be good followers of Jesus, just like Scout was a good follower.

ASK: **What did Scout do to show he was a good follower?** (obeyed commands)

What can you do to show you follow Jesus? Guide children as they name ways to follow Jesus—obey, be kind, and so forth.

We Are the Church (unit center)

Gather children at the unit center. SAY: **Today we learned that the people listened to the special followers of Jesus. The people decided to follow Jesus. They became the first church. We are the church, and ♥ we can follow Jesus too. Let’s name some ways we can follow Jesus.**

Look at the C-H-U-R-C-H pictures. Talk about the pictured ways to follow Jesus; then lead in prayer, asking God to help the children as they listen to and follow Him.

ASK: **What are some ways to follow Jesus?** (listen, tell, go, help)

What is a way you can follow Jesus?

Especially for 4s!



Talk about each poster. Have the younger children put a finger on one of the letters. Pray for the children to remember to follow Jesus.

Saying Good-bye

- While you wait for parents, play a game of musical chairs, using the *Resources* CD Bible Memory song, “They Continued to Tell.”
- Be sure children have projects made in class and this week’s *Heart Tugs*. Encourage parents to review the Beginning Sounds activity with their children. They can point out how each picture tells something about today’s Bible story. Note: A *Family Together Time* page is available online for families to download. See www.heartshaper.com.

Focus

- ♥ We can follow Jesus.

Materials

Scout puppet, award ribbon



Teaching Tip

If you do not have a Scout plush puppet, make a stick puppet or a paper-bag puppet, using the files from the Teacher Helps on the *Resources* CD.



Children with special needs may identify with Scout as the recurring character in class each week. Use the puppet during a transition time that seems particularly difficult.

Materials

Resources CD

C-H-U-R-C-H printable file, unit center supplies (see unit 2 pages)



Teaching Tip

If you have not posted the C-H-U-R-C-H pages at a unit worship center, have copies of the pages available for children to look at during this activity.

Cleanup

Sing “Cleanup Song,” found on the *Resources* CD Teacher Helps, as you encourage children to join you in cleaning the room.

