

A Real Life

Lesson 8



Scripture: Matthew 23:1-3, 23-28










Bible Memory: Romans 12:9, 10, 13

Focus: ♥ Live a genuine Christian life.

Heart to Heart Teacher Devotion

You may, at times, find that it's easier to teach God's Word than it is to live it out. It may be easy to talk about forgiving others or being humble without actually doing it. But remember that the preteens in your class not only listen but also watch and observe. As you live genuinely for Christ, you'll be influencing the preteens you teach probably more than you'll ever know.

Lesson 8 at a Glance

<p>1 FOCUS IN Use one or more of these activities to help students <i>define the word</i> hypocrite.</p>	<p> Quick Step Hypocrite Skits</p> <p> Option Pretend Masks</p>	<p>HeartShaper Materials</p> <ul style="list-style-type: none"> • Hypocrite Skits reproducible page • none 	<p>Other Materials</p> <ul style="list-style-type: none"> • scissors, scrap paper • paper plates, scissors, markers, crayons, construction paper, clear tape
<p>2 EXPLORE HIS WORD Use these activities to help students <i>tell what Jesus taught about</i> hypocrisy.</p>	<p> Bible Exploration Matthew 23:1-3, 23-28</p> <p> Bible Memory Romans 12:9, 10, 13</p> <p> Optional Bible Skill Builder</p>	<ul style="list-style-type: none"> • <i>Activities</i> for lesson 8 • <i>Resources</i> sheet 7 • <i>Resources</i> CD Optional Bible Skills 8 printable file 	<ul style="list-style-type: none"> • Bibles, cup of water, empty cup, coffee filter, large stuffed toy, pencils, Bibles in various translations • Bibles, reusable adhesive • none
<p>3 MAKE IT REAL Use one of these activities to help students <i>discover how to live genuine Christian lives.</i></p>	<p> Quick Step A Guide for Life</p> <p> Option Preteen Talk Live</p>	<ul style="list-style-type: none"> • <i>Activities</i> for lesson 8 • <i>Resources</i> CD 	<ul style="list-style-type: none"> • pencils, Bibles • CD player
<p>4 LIVE IT OUT Use one of these activities to help students <i>decide to live genuine Christian lives.</i></p>	<p> Quick Step Take the Challenge</p> <p> Option Be Real</p>	<ul style="list-style-type: none"> • <i>Activities</i> for lesson 8 • none 	<ul style="list-style-type: none"> • pencils • paper plates, markers, scissors

Focus In (10-15 minutes)

- 1** Use one or more of these activities to help students **define the word *hypocrite***.

Welcome

- Welcome each student warmly by name.
- Early arrivers will enjoy doing one or more of the additional activities described on the unit page.

Quick Step Hypocrite Skits

Before class, make copies of the skits, and cut them apart on the dotted lines.

Ask for volunteers who would like to be in a skit. You'll need one volunteer (and the scrap paper) for Skit #1 and three volunteers for Skit #2. Distribute copies of the skits. When they're ready, have volunteers stand and read their skits. Then thank them for their participation.

ASK: What might you call the preteen in Skit #1 and the preteen in Skit #2 who kept saying, "I would never do that"? (phony, fake, fraud, dishonest, hypocrite)

How would you describe someone who is a hypocrite? (puts on a false appearance, acts in contradiction to her stated beliefs or feelings)

SAY: Hypocrites are people whose actions don't go along with what they say. Hypocrites often pretend to be someone they are not. Let's dig into God's Word and discover what Jesus said about hypocrites and their actions and how we each can ♥ live a genuine Christian life.

Option Pretend Masks

Lay out supplies. **SAY: Use the paper plates to make a mask. Make your mask look like someone or something you would like to be.** Give preteens time to work on this. When they're done, let preteens show their masks and tell about them. **In ancient Greek theater, only men could perform as actors. This meant that when males played female roles, they needed a way to convey this. They also needed some way to convey emotion, so they used masks. Many actors also played multiple roles, so the masks helped differentiate between the various characters they were playing; when they switched characters, they switched masks. The actors pretended to be something or someone they were not. The origins of the word *hypocrite* are Greek, from the word for *actor*.**

ASK: Who is a hypocrite? (someone who does good things just so others will notice, a person who pretends to be something or someone she is not)


What does a hypocrite do and not do? (puts on a false appearance, is a phony and a fake; actions don't go along with what she says)

SAY: Let's discover what Jesus said about hypocrites and their actions and how we each can ♥ live a genuine Christian life.

Focus

♥ Live a genuine Christian life.


Materials

4 copies of Hypocrite Skits reproducible page,  scissors, 1 sheet of scrap paper

Note

See the teacher contents page for the location of reproducible pages. Reproducible pages are also provided on the *Resources* CD.

Materials

paper plates, scissors,  markers, crayons, construction paper, clear tape (optional: purchased paper plate masks)

Focus

♥ Live a genuine Christian life.

Explore His Word (25 minutes)

2 Use these activities to help students **tell what Jesus taught about hypocrisy.**

Bible Background for the Teacher

The Gospels record several clashes between Jesus and the Pharisees (a group of Jewish religious leaders). In Matthew 22, Jesus silenced both the Pharisees and Sadducees when the two groups tried to trick Him in separate instances. Today's Scripture text comes just after a test that the Pharisees had given Jesus. The text includes portions of Jesus' longest known rebuke of the Pharisees.

The teachers of the law mentioned in this passage may refer to those Jewish writers who copied the sacred Scriptures by hand. These men naturally came to know the Scriptures well and thus were qualified to teach them to others. The Pharisees were proud of their loyalty to the Scriptures, so they naturally attracted many of the teachers of the law.

But Jesus pointed out that these men did not live what they taught. While addressing His listeners, Jesus called both the teachers of the law and the Pharisees "hypocrites." Throughout Matthew 23, Jesus condemned these men for not practicing what they were preaching. These leaders carefully obeyed the law in small ways that could be seen, but they ignored more important ways that were not so easily seen. They were greedy for prestige and money. They were concerned only with how they appeared to others; inside they were full of sin.

Materials

Bibles, *Activities* for lesson 8, cup of water, empty cup, coffee filter, large stuffed toy (if possible, use a camel), pencils, Bibles in various translations



Tech Tip

Let students use their phones to go online to read from Bibles in various translations. They could go to www.biblegateway.com or a similar website.

Note

The Scripture text is provided on the *Resources* CD in both the *New International Version* and the *King James Version*, if you want kids to read from the same Bible version.

Bible Exploration Matthew 23:1-3, 23-28

Have students turn in their Bibles to the contents page. For Bibles on a digital device, students can also go to the contents page. Ask them to look in the New Testament section.

ASK: What do we call the books of Matthew, Mark, Luke, and John when we refer to them as a group? (Gospels)
Who are these books about? (Jesus)

SAY: The Pharisees were Jewish religious leaders. The teachers of the law may be those Jewish writers who copied the Scriptures by hand. These men naturally came to know the Scriptures well and thus were qualified to teach them to others. Ask preteens to turn in their Bibles to Matthew 23:1-3, and have volunteers read the verses aloud.

ASK: How would you sum up what Jesus said? (Do what the religious leaders tell you to do, but don't do what they do.)
What does it mean to "not practice what you preach"? (someone talks about how important it is to do something, but then that person doesn't do it)

Have a volunteer read verse 24. **SAY: Let me show you what the teachers of the law and the Pharisees were doing. These men were the religious leaders and teachers; they were guides in helping the people know God. But Jesus called them blind guides.** Put the coffee filter over the empty cup. Then slowly pour the water through the filter into the cup. **The teachers of the law and the Pharisees would carefully strain their drinking water to be sure that they didn't swallow a gnat, the smallest of**

unclean animals. By doing this, they tried to make themselves look good in the eyes of people. But they didn't think twice about swallowing a big old camel! Pretend to try to eat the stuffed animal. Of course, they didn't really try to eat a camel, but Jesus meant that in bigger things—more important things—the teachers and Pharisees didn't do the things God wanted them to do.

Ask students to look at verses 23-28, and have volunteers read those verses aloud. SAY: **Let's find out what Jesus is teaching. Jesus used the word *woe* several times. *Woe* can mean "how terrible!" or "trouble and sorrow are coming your way!"** Distribute the leaflets, and have students look at the activity Take a Deep Dive. Divide the class into three groups, and have the groups get together. Assign each group one set of questions to answer. Make sure each group has access to Bibles in various translations. Tell preteens that sometimes we can gain insight into the Scriptures by reading them in various translations. Tell group 3 that graves were whitewashed to make them easy to see. A person who came in contact with a grave would be ceremonially unclean.

When the groups are ready, have each read their questions and answer them. (Answers: 1=giving a tenth of spices; forgot about justice, mercy, and faithfulness; both; 2=cleaning the outsides of cups and dishes, weren't cleaning the insides; clean the inside; 3=they looked good and righteous on the outside, but were really hypocrites and wicked on the inside)

ASK: **How would you sum up what Jesus is teaching?** (be real, be genuine, practice what you preach, don't be a hypocrite)

SAY: **Jesus said that trouble and sorrow were in store for hypocrites. That's why each of us should plan to ♥ live a genuine Christian life.**

Bible Memory Romans 12:9, 10, 13

⁹"Love must be sincere. Hate what is evil; cling to what is good. ¹⁰Be devoted to one another in love. Honor one another above yourselves. ¹³Share with the Lord's people who are in need. Practice hospitality."

Display the Romans 12 poster on a wall or bulletin board. Have preteens find Romans 12:9, 10, 13 in their Bibles, and ask volunteers to read the verses aloud. SAY: **These are great verses to memorize because they describe how each of us can ♥ live a genuine Christian life.**

ASK: **What does Paul, the writer of the book of Romans, say about love?**
(Love must be sincere. We should be devoted to one another in love.)

Who are we to share with? (the Lord's people who are in need)

Divide the class into three groups. Assign one group verse 9, another group verse 10, and the last group verse 13. Ask the groups to read their verses together, one right after the other. Do this a few times, then switch verses. Encourage preteens to work on memorizing these important verses.

Teaching Tip

If you have a small class, stay together as one group to read the Scriptures and answer the questions.

Materials

Bibles, *Resources* sheet 7, reusable adhesive



Note

The Bible Memory in the *King James Version* is included on the *Resources* CD.

Optional Bible Skill Builder

Print and use the *Resources* CD Optional Bible Skills 8 printable file.



Focus

♥ Live a genuine Christian life.

Make It Real (10–15 minutes)

3 Use one of these activities to help students **discover how to live genuine Christian lives.**

Materials

Activities for lesson 8, pencils, Bibles



Teaching Tip

If you have an uneven number of preteens, you can be someone's partner.

Quick Step A Guide for Life

SAY: **Think of one of your favorite foods and one of your least favorite foods, a food that you don't like at all.** Pause as preteens do that. Then tell students to get in pairs. **Say to your partner, "My favorite foods are ___ and ___." Your partner is to decide which food is not one of your favorites.** When the pairs are done guessing, tell them to raise their hands if they guessed correctly. Then have students pair up again, but with different partners. They should do the same thing again. When finished, say, **For the game you were told to lie. You did your best to lie, to not be honest or sincere. Of course, in real life that's the opposite of how God wants us to live.**

Have preteens turn in their leaflets to the activity A Guide for Life. Read the instructions. Let preteens pair up or get into small groups to work on the page together. When they're done, have volunteers read each situation and tell which Scripture they thought would help the most. Also have volunteers tell how the preteen in each situation could ♥ live a genuine Christian life. (Answers: 1=Colossians 3:9, 10; 2=Colossians 3:12; 3=1 Peter 2:1; 4=Philippians 2:3, 4; 5=Ephesians 6:1-3) SAY: **In the Bible, God gives us the big picture of how to ♥ live a genuine Christian life—be kind, tell the truth, show humility, obey parents, and don't envy, along with other instructions. Just like the preteens in the situations we read, it's up to us to figure out how to do that on a daily basis.**

Materials

Resources CD track 1, CD player



Tell students that as they listen to the preteens' questions, they should think about how they can live genuine Christian lives.

Option Preteen Talk Live

Divide the class into small groups, and assign one student in each group to be the spokesperson. SAY: **Let's listen in to an Internet talk show where some preteens have questions about how to ♥ live a genuine Christian life.** Play track 1, pausing after Dr. Ryan asks who has some good advice. Tell the groups to get together and decide what advice they'd give. Remind them that it must be based on God's Word. When they're ready, ask the groups to share what advice they'd give. Then play the next two parts on the CD, pausing after each one, doing the same as you did on the first part. (Possible answers: Was Feeling Proud should continue giving money to God, but not so others will see him. And he shouldn't feel proud when he gives. The Bible tells us to help widows, so Was Feeling Proud should help. Never Lie believes it's wrong to lie, which God's Word says. Never Lie shouldn't lie, but give her parents all the facts about the party. If Who Cares believes in God and what His Word says, he should follow it in every situation.)

ASK: **When is it hard for you to ♥ live a genuine Christian life?** Accept responses.

SAY: **In the Bible, God gives us the big picture of how to ♥ live a genuine Christian life. But it's up to us to figure out how to do that on a daily basis.**

Live It Out (10 minutes)

- 4** Use one of these activities to help students **decide to live genuine Christian lives.**

Focus

♥ Live a genuine Christian life.

Quick Step Take the Challenge

SAY: **Hypocrites are people whose actions don't go along with what they say. Hypocrites often pretend to be someone they are not. Jesus said, "Woe to you . . . you hypocrites!" In other words, those who follow Jesus are not to be hypocrites! Instead, we each are called to ♥ live a genuine Christian life. Will you decide to do that?** Have students turn in their leaflets to the activity Take the Challenge. Read the instructions, and give preteens time to write down their ideas.

Close with a time of prayer. SAY: **Ask God to help you be real as you follow Jesus. Ask Him to help you get rid of any hypocritical attitudes or actions when you're at school, at home, or with friends. If you ask Him, God will help you ♥ live a genuine Christian life.** Encourage preteens to pray silently. After a brief time of silence, close in prayer.

Option Be Real

If students did not make masks in the Focus In Option activity, let them make some simple masks now. As they work, SAY: **Being a hypocrite is a lot like wearing a mask—you're trying to be someone that you're not. Hypocrites are people whose actions don't go along with what they say. Hypocrites often pretend to be someone they are not. Jesus said, "Woe to you . . . you hypocrites!" In other words, those who follow Jesus are not to be hypocrites! Instead, we each are called to ♥ live a genuine Christian life.**

Ask preteens to take their masks and to each find a quiet place in the room. SAY: **Think about times when you've been a hypocrite. Maybe this happened when you were at school, at home, or with friends. Ask God to help you be real as you follow Jesus. Ask Him to help you get rid of any hypocritical attitudes you have or actions you do. If you ask Him, God will help you ♥ live a genuine Christian life.** Encourage preteens to pray silently. After a brief time of silence, close in prayer. **Dear God, we praise You that You are never a hypocrite or a fake or a phony. But God, You know that we can be hypocrites, fakes, and phonies. Help us to recognize hypocritical attitudes we have and hypocritical actions we do. Please help us to live genuine Christian lives each and every day. In Jesus' name, amen.** Tell preteens to throw away their masks, symbolizing their willingness to give up hypocrisy and, instead, live genuine Christian lives.

Materials

Activities for lesson 8,
pencils



Allow students the option of writing or drawing their responses or just thinking about what they will do.

Materials

paper plates, markers,
scissors



Live Wire

Distribute *Live Wire* to students before they leave. They will enjoy the articles, puzzles, and other features included in this fun student magazine.

Be sure parents know about the *Faith & Family* pages available online to print and use with their children at home. Go to www.heartshaper.com.

